



CALL NO. 101

CONTRACT ID. 181203

JESSAMINE COUNTY

FED/STATE PROJECT NUMBER STP 0271 (087)

DESCRIPTION EAST NICHOLASVILLE BYPASS (KY 2827)

WORK TYPE GRADE & DRAIN AND PAVEMENT ALTERNATES

PRIMARY COMPLETION DATE 11/30/2019

LETTING DATE: January 26,2018

Sealed Bids will be received electronically through the Bid Express bidding service until 10:00 AM EASTERN STANDARD TIME January 26,2018. Bids will be publicly announced at 10:00 AM EASTERN STANDARD TIME.

PLANS AVAILABLE FOR THIS PROJECT.

DBE CERTIFICATION REQUIRED - 7%

REQUIRED BID PROPOSAL GUARANTY: Not less than 5% of the total bid.

TABLE OF CONTENTS

| | |
|----------|---|
| PART I | SCOPE OF WORK |
| | <ul style="list-style-type: none">• PROJECT(S), COMPLETION DATE(S), & LIQUIDATED DAMAGES• CONTRACT NOTES• FEDERAL CONTRACT NOTES• TRAINEES• ASPHALT MIXTURE• INCIDENTAL SURFACING• ASPHALT PAVEMENT RIDE QUALITY CAT A• COMPACTION OPTION A• SPECIAL NOTE(S) APPLICABLE TO PROJECT• LIQUIDATED DAMAGES• PIPELINE INSPECTION• TREE REMOVAL• RIGHT OF WAY NOTES• UTILITY IMPACT & RAIL CERTIFICATION NOTES• DEPT OF ARMY - NATIONWIDE PERMIT• KPDES STORM WATER PERMIT, BMP AND APPROVAL LETTER• COMMUNICATING ALL PROMISES |
| PART II | SPECIFICATIONS AND STANDARD DRAWINGS |
| | <ul style="list-style-type: none">• SPECIFICATIONS REFERENCE• SUPPLEMENTAL SPECIFICATION• [SN-1I] PORTABLE CHANGEABLE SIGNS• [SN-11D] ROCK BLASTING• [SN-11F] TURF REINFORCEMENT MAT• [SN-11M] BARCODE LABEL ON PERMANENT SIGNS |
| PART III | EMPLOYMENT, WAGE AND RECORD REQUIREMENTS |
| | <ul style="list-style-type: none">• FEDERAL-AID CONSTRUCTION CONTRACTS - FHWA 1273• NONDISCRIMINATION OF EMPLOYEES• EXECUTIVE BRANCH CODE OF ETHICS• TRAINING SPECIAL PROVISIONS• PROJECT WAGE RATES LOCALITY 3 / FEDERAL• NOTICE OF REQUIREMENT FOR AFFIRMATIVE ACTION TO ENSURE EEO JESSAMINE |
| PART IV | INSURANCE |
| PART V | BID ITEMS |

PART I
SCOPE OF WORK

ADMINISTRATIVE DISTRICT - 07

CONTRACT ID - 181203

STP 0271 (087)

COUNTY - JESSAMINE

PCN - DE05728271751

STP 0271 (087)

EAST NICHOLASVILLE BYPASS (KY 2827) EAST NICHOLASVILLE BYPASS SECTION II; FROM KY 39 EXTENDING SOUTHWESTERLY TO US 27 SOUTH OF NICHOLASVILLE, A DISTANCE OF 02.66 MILES.GRADE & DRAIN AND PAVEMENT ALTERNATES SYP NO. 07-00087.50.

GEOGRAPHIC COORDINATES LATITUDE 37:50:58.00 LONGITUDE 84:33:48.00

COMPLETION DATE(S):

COMPLETED BY 11/30/2019

APPLIES TO ENTIRE CONTRACT

CONTRACT NOTES

PROPOSAL ADDENDA

All addenda to this proposal must be applied when calculating bid and certified in the bid packet submitted to the Kentucky Department of Highways. Failure to use the correct and most recent addenda may result in the bid being rejected.

BID SUBMITTAL

Bidder must use the Department's Expedite Bidding Program available on the Internet web site of the Department of Highways, Division of Construction Procurement. (www.transportation.ky.gov/construction-procurement)

The Bidder must download the bid file located on the Bid Express website (www.bidx.com) to prepare a bid packet for submission to the Department. The bidder must submit electronically using Bid Express.

JOINT VENTURE BIDDING

Joint venture bidding is permissible. All companies in the joint venture must be prequalified in one of the work types in the Qualifications for Bidders for the project. The bidders must get a vendor ID for the joint venture from the Division of Construction Procurement and register the joint venture as a bidder on the project. Also, the joint venture must obtain a digital ID from Bid Express to submit a bid. A joint bid bond of 5% may be submitted for both companies or each company may submit a separate bond of 5%.

UNDERGROUND FACILITY DAMAGE PROTECTION

The contractor shall make every effort to protect underground facilities from damage as prescribed in the Underground Facility Damage Protection Act of 1994, Kentucky Revised Statute KRS 367.4901 to 367.4917. It is the contractor's responsibility to determine and take steps necessary to be in compliance with federal and state damage prevention directives. When prescribed in said directives, the contractor shall submit Excavation Locate Requests to the Kentucky Contact Center (KY811) via web ticket entry. The submission of this request does not relieve the contractor from the responsibility of contacting non-member facility owners, whom shall be contacted through their individual Protection Notification Center. Non-compliance with these directives can result in the enforcement of penalties.

SPECIAL NOTE FOR COMPOSITE OFFSET BLOCKS

Contrary to the Standard Drawings (2016 edition) the Cabinet will allow 6" composite offset blocks in lieu of wooden offset blocks, except as specified on proprietary end treatments and crash cushions. The composite blocks shall be selected from the Cabinet's List of Approved Materials.

REGISTRATION WITH THE SECRETARY OF STATE BY A FOREIGN ENTITY

Pursuant to KRS 176.085(1)(b), an agency, department, office, or political subdivision of the Commonwealth of Kentucky shall not award a state contract to a person that is a foreign entity required by [KRS 14A.9-010](#) to obtain a certificate of authority to transact business in the Commonwealth (“certificate”) from the Secretary of State under [KRS 14A.9-030](#) unless the person produces the certificate within fourteen (14) days of the bid or proposal opening. If the foreign entity is not required to obtain a certificate as provided in [KRS 14A.9-010](#), the foreign entity should identify the applicable exception. Foreign entity is defined within [KRS 14A.1-070](#).

For all foreign entities required to obtain a certificate of authority to transact business in the Commonwealth, if a copy of the certificate is not received by the contracting agency within the time frame identified above, the foreign entity’s solicitation response shall be deemed non-responsive or the awarded contract shall be cancelled.

Businesses can register with the Secretary of State at <https://secure.kentucky.gov/sos/ftbr/welcome.aspx>.

SPECIAL NOTE FOR PROJECT QUESTIONS DURING ADVERTISEMENT

Questions about projects during the advertisement should be submitted in writing to the Division of Construction Procurement. This may be done by fax (502) 564-7299 or email to kytc.projectquestions@ky.gov. The Department will attempt to answer all submitted questions. The Department reserves the right not to answer if the question is not pertinent or does not aid in clarifying the project intent.

The deadline for posting answers will be 3:00 pm Eastern Daylight Time, the day preceding the Letting. Questions may be submitted until this deadline with the understanding that the later a question is submitted, the less likely an answer will be able to be provided.

The questions and answers will be posted for each Letting under the heading “Questions & Answers” on the Construction Procurement website (www.transportation.ky.gov/contract). The answers provided shall be considered part of this Special Note and, in case of a discrepancy, will govern over all other bidding documents.

HARDWOOD REMOVAL RESTRICTIONS

The US Department of Agriculture has imposed a quarantine in Kentucky and several surrounding states, to prevent the spread of an invasive insect, the emerald ash borer. Hardwood cut in conjunction with the project may not be removed from the state. Chipping or burning on site is the preferred method of disposal.

INSTRUCTIONS FOR EXCESS MATERIAL SITES AND BORROW SITES

Identification of excess material sites and borrow sites shall be the responsibility of the Contractor. The Contractor shall be responsible for compliance with all applicable state and federal laws and may wish to consult with the US Fish and Wildlife Service to seek protection under Section 10 of the Endangered Species Act for these activities.

ACCESS TO RECORDS

The contractor, as defined in KRS 45A.030 (9) agrees that the contracting agency, the Finance and Administration Cabinet, the Auditor of Public Accounts, and the Legislative Research Commission, or their duly authorized representatives, shall have access to any books, documents, papers, records, or other evidence, which are directly pertinent to this contract for the purpose of financial audit or program review. Records and other prequalification information confidentially disclosed as part of the bid process shall not be deemed as directly pertinent to the contract and shall be exempt from disclosure as provided in KRS 61.878(1)(c). The contractor also recognizes that any books, documents, papers, records, or other evidence, received during a financial audit or program review shall be subject to the Kentucky Open Records Act, KRS 61.870 to 61.884.

In the event of a dispute between the contractor and the contracting agency, Attorney General, or the Auditor of Public Accounts over documents that are eligible for production and review, the Finance and Administration Cabinet shall review the dispute and issue a determination, in accordance with Secretary's Order 11-004.

06/01/16

FEDERAL CONTRACT NOTES

The Kentucky Department of Highways, in accordance with the Regulations of the United States Department of Transportation 23 CFR 635.112 (h), hereby notifies all bidders that failure by a bidder to comply with all applicable sections of the current Kentucky Standard Specifications, including, but not limited to the following, may result in a bid not being considered responsive and thus not eligible to be considered for award:

102.02 Current Capacity Rating 102.10 Delivery of Proposals
102.8 Irregular Proposals 102.14 Disqualification of Bidders
102.9 Proposal Guaranty

CIVIL RIGHTS ACT OF 1964

The Kentucky Department of Highways, in accordance with the provisions of Title VI of the Civil Rights Act of 1964 (78 Stat. 252) and the Regulations of the Federal Department of Transportation (49 C.F.R., Part 21), issued pursuant to such Act, hereby notifies all bidders that it will affirmatively insure that the contract entered into pursuant to this advertisement will be awarded to the lowest responsible bidder without discrimination on the ground of race, color, or national origin.

NOTICE TO ALL BIDDERS

To report bid rigging activities call: 1-800-424-9071.

The U.S. Department of Transportation (DOT) operates the above toll-free "hotline" Monday through Friday, 8:00 a.m. to 5:00 p.m. eastern time. Anyone with knowledge of possible bid rigging, bidder collusion, or other fraudulent activities should use the "hotline" to report such activities.

The "hotline" is part of the DOT's continuing effort to identify and investigate highway construction contract fraud and abuse and is operated under the direction of the DOT Inspector General. All information will be treated confidentially and caller anonymity will be respected.

SECOND TIER SUBCONTRACTS

Second Tier subcontracts on federally assisted projects shall be permitted. However, in the case of DBE's, second tier subcontracts will only be permitted where the other subcontractor is also a DBE. All second tier subcontracts shall have the consent of both the Contractor and the Engineer.

DISADVANTAGED BUSINESS ENTERPRISE PROGRAM

It is the policy of the Kentucky Transportation Cabinet (“the Cabinet”) that Disadvantaged Business Enterprises (“DBE”) shall have the opportunity to participate in the performance of highway construction projects financed in whole or in part by Federal Funds in order to create a level playing field for all businesses who wish to contract with the Cabinet. To that end, the Cabinet will comply with the regulations found in 49 CFR Part 26, and the definitions and requirements contained therein shall be adopted as if set out verbatim herein.

The Cabinet, contractors, subcontractors, and sub-recipients shall not discriminate on the basis of race, color, national origin, or sex in the performance of work performed pursuant to Cabinet contracts. The contractor shall carry out applicable requirements of 49 CFR 26 in the award and administration of federally assisted highway construction projects. The contractor will include this provision in all its subcontracts and supply agreements pertaining to contracts with the Cabinet.

Failure by the contractor to carry out these requirements is a material breach of its contract with the Cabinet, which may result in the termination of the contract or such other remedy as the Cabinet deems necessary.

DBE GOAL

The Disadvantaged Business Enterprise (DBE) goal established for this contract, as listed on the front page of the proposal, is the percentage of the total value of the contract.

The contractor shall exercise all necessary and reasonable steps to ensure that Disadvantaged Business Enterprises participate in a least the percent of the contract as set forth above as goals for this contract.

OBLIGATION OF CONTRACTORS

Each contractor prequalified to perform work on Cabinet projects shall designate and make known to the Cabinet a liaison officer who is assigned the responsibility of effectively administering and promoting an active program for utilization of DBEs.

If a formal goal has not been designated for the contract, all contractors are encouraged to consider DBEs for subcontract work as well as for the supply of material and services needed to perform this work.

Contractors are encouraged to use the services of banks owned and controlled by minorities and women.

CERTIFICATION OF CONTRACT GOAL

Contractors shall include the following certification in bids for projects for which a DBE goal has been established. BIDS SUBMITTED WHICH DO NOT INCLUDE CERTIFICATION OF DBE PARTICIPATION WILL NOT BE ACCEPTED. These bids will not be considered for award by the Cabinet and they will be returned to the bidder.

“The bidder certifies that it has secured participation by Disadvantaged Business Enterprises (“DBE”) in the amount of ____ percent of the total value of this contract and that the DBE participation is in compliance with the requirements of 49 CFR 26 and the policies of the Kentucky Transportation Cabinet pertaining to the DBE Program.”

The certification statement is located in the electronic bid file. All contractors must certify their DBE participation on that page. DBEs utilized in achieving the DBE goal must be certified and prequalified for the work items at the time the bid is submitted.

DBE PARTICIPATION PLAN

Lowest responsive bidders must submit the *DBE Plan/ Subcontractor Request*, form TC 14-35 DBE, within **5** days of the letting. This is necessary before the Awards Committee will review and make a recommendation. **The project will not be considered for award prior to submission and approval of the apparent low bidder’s DBE Plan/Subcontractor Request.**

The DBE Participation Plan shall include the following:

- 1 Name and address of DBE Subcontractor(s) and/or supplier(s) intended to be used in the proposed project;
- 2 Description of the work each is to perform including the work item , unit, quantity, unit price and total amount of the work to be performed by the individual DBE. The Project Code Number (PCN), Category Number, and the Project Line Number can be found in the “material listing” on the Construction Procurement website under the specific letting;
- 3 The dollar value of each proposed DBE subcontract and the percentage of total project contract value this represents. DBE participation may be counted as follows; a) If DBE suppliers and manufactures assume actual and contractual responsibility, the dollar value of materials to be furnished will be counted toward the goal as follows:
 - The entire expenditure paid to a DBE manufacturer;
 - 60 percent of expenditures to DBE suppliers that are not manufacturers provided the supplier is a regular dealer in the product involved. A regular dealer must be engaged in, as its principal business and in its own name, the sale of products to the public, maintain an inventory and own and operate distribution equipment; and
 - The amount of fees or commissions charged by the DBE firms for a bona fide service, such as professional, technical, consultant, or managerial services and assistance in the procurement of essential personnel, facilities, equipment, materials, supplies, delivery of materials and supplies or for furnishing bonds, or insurance, providing such fees or commissions are determined to be reasonable and customary.

- b) The dollar value of services provided by DBEs such as quality control testing, equipment repair and maintenance, engineering, staking, etc.;
 - c) The dollar value of joint ventures. DBE credit for joint ventures will be limited to the dollar amount of the work actually performed by the DBE in the joint venture;
- 4 Written and signed documentation of the bidder's commitment to use a DBE contractor whose participation is being utilized to meet the DBE goal; and
- 5 Written and signed confirmation from the DBE that it is participating in the contract as provided in the prime contractor's commitment.

UPON AWARD AND BEFORE A WORK ORDER WILL BE ISSUED

Contractors must submit the signed subcontract between the contractor and the DBE contractor, the DBE's certificate of insurance, and an affidavit for bidders, offerors, and contractors from the DBE to the Division of Construction Procurement. The affidavit can be found on the Construction Procurement website. If the DBE is a supplier of materials for the project, a signed purchase order and an affidavit for bidders, offerors, and contractors must be submitted to the Division of Construction Procurement.

Changes to DBE Participation Plans must be approved by the Cabinet. The Cabinet may consider extenuating circumstances including, but not limited to, changes in the nature or scope of the project, the inability or unwillingness of a DBE to perform the work in accordance with the bid, and/or other circumstances beyond the control of the prime contractor.

CONSIDERATION OF GOOD FAITH EFFORTS REQUESTS

If the DBE participation submitted in the bid by the apparent lowest responsive bidder does not meet or exceed the DBE contract goal, the apparent lowest responsive bidder must submit a Good Faith Effort Package to satisfy the Cabinet that sufficient good faith efforts were made to meet the contract goals prior to submission of the bid. Efforts to increase the goal after bid submission will not be considered in justifying the good faith effort, unless the contractor can show that the proposed DBE was solicited prior to the letting date. DBEs utilized in achieving the DBE goal must be certified and prequalified for the work items at the time the bid is submitted. One complete set and nine (9) copies of this information must be received in the office of the Division of Contract Procurement no later than 12:00 noon of the tenth calendar day after receipt of notification that they are the apparent low bidder.

Where the information submitted includes repetitious solicitation letters it will be acceptable to submit a sample representative letter along with a distribution list of the firms solicited. Documentation of DBE quotations shall be a part of the good faith effort submittal as necessary to demonstrate compliance with the factors listed below which the Cabinet considers in judging good faith efforts. This documentation may include written subcontractors' quotations, telephone log notations of verbal quotations, or other types of quotation documentation.

The Good Faith Effort Package shall include, but may not be limited to information showing evidence of the following:

- 1 Whether the bidder attended any pre-bid meetings that were scheduled by the Cabinet to inform DBEs of subcontracting opportunities;
- 2 Whether the bidder provided solicitations through all reasonable and available means;
- 3 Whether the bidder provided written notice to all DBEs listed in the DBE directory at the time of the letting who are prequalified in the areas of work that the bidder will be subcontracting;
- 4 Whether the bidder followed up initial solicitations of interest by contacting DBEs to determine with certainty whether they were interested. If a reasonable amount of DBEs within the targeted districts do not provide an intent to quote or no DBEs are prequalified in the subcontracted areas, the bidder must notify the DBE Liaison in the Office of Minority Affairs to give notification of the bidder's inability to get DBE quotes;
- 5 Whether the bidder selected portions of the work to be performed by DBEs in order to increase the likelihood of meeting the contract goals. This includes, where appropriate, breaking out contract work items into economically feasible units to facilitate DBE participation, even when the prime contractor might otherwise perform these work items with its own forces;
- 6 Whether the bidder provided interested DBEs with adequate and timely information about the plans, specifications, and requirements of the contract;
- 7 Whether the bidder negotiated in good faith with interested DBEs not rejecting them as unqualified without sound reasons based on a thorough investigation of their capabilities. Any rejection should be so noted in writing with a description as to why an agreement could not be reached;
- 8 Whether quotations were received from interested DBE firms but were rejected as unacceptable without sound reasons why the quotations were considered unacceptable. The fact that the DBE firm's quotation for the work is not the lowest quotation received will not in itself be considered as a sound reason for rejecting the quotation as unacceptable. The fact that the bidder has the ability and/or desire to perform the contract work with its own forces will not be considered a sound reason for rejecting a DBE quote. Nothing in this provision shall be construed to require the bidder to accept unreasonable quotes in order to satisfy DBE goals;
- 9 Whether the bidder specifically negotiated with subcontractors to assume part of the responsibility to meet the contract DBE goal when the work to be subcontracted includes potential DBE participation;
- 10 Whether the bidder made any efforts and/or offered assistance to interested DBEs in obtaining the necessary equipment, supplies, materials, insurance and/or bonding to satisfy the work requirements of the bid proposal; and
- 11 Any other evidence that the bidder submits which may show that the bidder has made reasonable good faith efforts to include DBE participation.

FAILURE TO MEET GOOD FAITH REQUIREMENT

Where the apparent lowest responsive bidder fails to submit sufficient participation by DBE firms to meet the contract goal and upon a determination by the Good Faith Committee based upon the information submitted that the apparent lowest responsive bidder failed to make sufficient reasonable efforts to meet the contract goal, the bidder will be offered the opportunity to meet in person for administrative reconsideration. The bidder will be notified of the Committee's decision within 24 hours of its decision. The bidder will have 24 hours to request reconsideration of the Committee's decision. The reconsideration meeting will be held within two days of the receipt of a request by the bidder for reconsideration.

The request for reconsideration will be heard by the Office of the Secretary. The bidder will have the opportunity to present written documentation or argument concerning the issue of whether it met the goal or made an adequate good faith effort. The bidder will receive a written decision on the reconsideration explaining the basis for the finding that the bidder did or did not meet the goal or made adequate Good Faith efforts to do so.

The result of the reconsideration process is not administratively appealable to the Cabinet or to the United States Department of Transportation.

The Cabinet reserves the right to award the contract to the next lowest responsive bidder or to rebid the contract in the event that the contract is not awarded to the low bidder as the result of a failure to meet the good faith requirement.

SANCTIONS FOR FAILURE TO MEET DBE REQUIREMENTS OF THE PROJECT

Failure by the prime contractor to fulfill the DBE requirements of a project under contract or to demonstrate good faith efforts to meet the goal constitutes a breach of contract. When this occurs, the Cabinet will hold the prime contractor accountable, as would be the case with all other contract provisions. Therefore, the contractor's failure to carry out the DBE contract requirements shall constitute a breach of contract and as such the Cabinet reserves the right to exercise all administrative remedies at its disposal including, but not limited to the following:

- Disallow credit toward the DBE goal;
- Withholding progress payments;
- Withholding payment to the prime in an amount equal to the unmet portion of the contract goal; and/or
- Termination of the contract.

PROMPT PAYMENT

The prime contractor will be required to pay the DBE within seven (7) working days after he or she has received payment from the Kentucky Transportation Cabinet for work performed or materials furnished.

CONTRACTOR REPORTING

All contractors must keep detailed records and provide reports to the Cabinet on their progress in meeting the DBE requirement on any highway contract. These records may include, but shall not be limited to payroll, lease agreements, cancelled payroll checks, executed subcontracting agreements, etc. Prime contractors will be required to complete and submit a signed and notarized affidavit (TC 18-7) and copies of checks for any monies paid to each DBE subcontractor or supplier utilized to meet a DBE goal. **These documents must be submitted within 10 days of being paid by the Cabinet.**

Payment information that needs to be reported includes date the payment is sent to the DBE, check number, Contract ID, amount of payment and the check date. Before Final Payment is made on this contract, the Prime Contractor will certify that all payments were made to the DBE subcontractor and/or DBE suppliers.

The Prime Contractor should supply the payment information at the time the DBE is compensated for their work. Form to use is located at:

<http://transportation.ky.gov/Construction/Pages/Subcontracts.aspx>

The prime contractor should notify the KYTC Office of Civil Rights and Small Business Development seven (7) days prior to DBE contractors commencing work on the project. The contact is Melvin Bynes and the telephone number is (502) 564-3601.

Photocopied payments and completed, signed and notarized affidavit must be submitted by the Prime Contractor to: Office of Civil Rights and Small Business Development
6th Floor West 200 Mero Street
Frankfort, KY 40622

DEFAULT OR DECERTIFICATION OF THE DBE

If the DBE subcontractor or supplier is decertified or defaults in the performance of its work, and the overall goal cannot be credited for the uncompleted work, the prime contractor may utilize a substitute DBE or elect to fulfill the DBE goal with another DBE on a different work item. If after exerting good faith effort in accordance with the Cabinet's Good Faith Effort policies and procedures, the prime contractor is unable to replace the DBE, then the unmet portion of the goal may be waived at the discretion of the Cabinet.

1/27/2017

LEGAL REQUIREMENTS AND RESPONSIBILITY TO THE PUBLIC – CARGO PREFERENCE ACT (CPA).

(REV 12-17-15) (1-16)

SECTION 7 is expanded by the following new Article:

102.10 **Cargo Preference Act – Use of United States-flag vessels.**

Pursuant to Title 46CFR Part 381, the Contractor agrees

- To utilize privately owned United States-flag commercial vessels to ship at least 50 percent of the gross tonnage (computed separately for dry bulk carriers, dry cargo liners, and tankers) involved, whenever shipping any equipment, material, or commodities pursuant to this contract, to the extent such vessels are available at fair and reasonable rates for United States-flag commercial vessels.

- To furnish within 20 days following the date of loading for shipments originating within the United States or within 30 working days following the date of loading for shipments originating outside the United States, a legible copy of a rated, 'on-board' commercial ocean bill-of-lading in English for each shipment of cargo described in paragraph 1 of this section to both the Contracting Officer (through the prime contractor in the case of subcontractor bills-of-lading) and to the Division of National Cargo, Office of Market Development, Maritime Administration, Washington, DC 20590.

- To insert the substance of the provisions of this clause in all subcontracts issued pursuant to this contract.

TRAINEES

In Compliance with the "TRAINING SPECIAL PROVISION" included in Part III of the Proposal, the Contractor will be required to employ a trainee(s) for this contract.

ASPHALT MIXTURE

Unless otherwise noted, the Department estimates the rate of application for all asphalt mixtures to be 110 lbs/sy per inch of depth.

INCIDENTAL SURFACING

The Department has included in the quantities of asphalt mixtures established in the proposal estimated quantities required for resurfacing or surfacing mailbox turnouts, farm field entrances, residential and commercial entrances, curve widening, ramp gores and tapers, and road and street approaches, as applicable. Pave these areas to the limits as shown on Standard Drawing RPM-110-06 or as directed by the Engineer. In the event signal detectors are present in the intersecting streets or roads, pave the crossroads to the right of way limit or back of the signal detector, whichever is the farthest back of the mainline. Surface or resurface these areas as directed by the Engineer. The Department will not measure placing and compacting for separate payment but shall be incidental to the Contract unit price for the asphalt mixtures.

ASPHALT PAVEMENT RIDE QUALITY CATEGORY A

The Department will apply Pavement Rideability Requirements on this project in accordance with Section 410, Category A.

OPTION A

Be advised that the Department will accept compaction of asphalt mixtures furnished for driving lanes and ramps, at 1 inch (25mm) or greater, on this project according to OPTION A in accordance with Section 402 and Section 403 of the current Standard Specifications. The Department will require joint cores as described in Section 402.03.02 for surface mixtures only. The Department will accept compaction of all other asphalt mixtures according to OPTION B.

SPECIAL NOTE

**For Building Removal
Jessamine County
East Nicholasville Bypass Section II
Item No. 07-87.50**

The Contractor shall remove the following list of improvements including any asbestos that may be present. This work will be incidental to the bid item of Clearing And Grubbing.

- 1 Frame Barn on Parcel 15 (Mullins LTD Partnership)
- 2 Frame Sheds on Parcel 15 (Mullins LTD Partnership)

Steel Encasement Pipe Proposal Note

Eastern Bypass Project
 Jessamine County, Kentucky
 October 20, 2015

The Contractor is advised that steel casing pipe installations have been included in the construction scope for this project as part of the settlement negotiations for right-of-way acquisition for the Mullins Property. Each casing pipe shall be laid on a uniform grade in accordance with the drawings, and shall include removable watertight plugs to allow for ease of future access to insert the future planned carrier pipe. Casing pipe installations are anticipated at the following locations in accordance with the drawings.

| Station | Diameter (in.) | Future Carrier Pipe Type | Minimum Well Thickness (in.) |
|---------|-------------------|-----------------------------|------------------------------------|
| 167+50 | 16 | Gravity Sewer | 0.281 |
| 179+00 | 20 | Water Main | 0.344 |
| 187+25 | 24 | Gravity Sewer | 0.375 |
| 199+50 | 20 | Water Main | 0.344 |
| 217+25 | 20 | Gravity Sewer | 0.344 |
| 219+90 | 20 | Water Main | 0.344 |

Due to their intended future use, casing pipe installations are both location and grade sensitive. The Contractor is advised as a condition of construction that a minimum of four photographs are to be provided to the property owner, catalogued to each casing pipe location prior to its backfill. Photographs must include left and right ends with views along the pipe length looking each direction.

In addition, the contractor shall provide verification of the as-built condition to confirm the installed casing pipe diameter, top of casing pipe elevation, and northing and easting for each end of pipe location. After backfilling and restoration is complete, the contractor shall also install standard concrete monuments at each end of casing pipe location with a ferrous metal disk stamped "End of Casing Pipe". The coordinate reference system used for the field location work shall be based on NAD 83 Kentucky Single Zone SPCS and the elevation datum shall be based on the 1988 North American Vertical datum (NAVD88).

The photographic inventory and as-built survey shall be completed and certified by a licensed professional land surveyor with three (3) hard copies of same transmitted to the property owner for their permanent records at the following address:

Mrs. Patricia Mullins
 211 Massie Road
 Richmond, VA 23221

The work described in this note is incidental to the bid items for encasement pipe.

10/18/2017

East Nicholasville Bypass, Jessamine County
Item Number: 7-87.50

SPECIAL NOTE
ALTERNATE PAVEMENT BID ADJUSTMENT

This project includes alternate bidding for asphalt or concrete pavement. There are specific items listed for each pavement type to be bid with the alternate selected by the Contractor. There is also a line item in the alternate categories for each alternate to adjust for the projected out-year life-cycle costs to the Cabinet. These line item adjustments are as follows:

Asphalt Pavement Adjustment = **\$540,725**

Concrete Pavement Adjustment = **\$365,387**

The amount reflective of the pavement type selected by each contractor will be added to their respective bid for comparison of the low bid. The adjustment *shall be used only for determination of the lowest bidder and shall not be used to determine the final payment* to the contractor when the project is completed.

Please note that these adjustments should not be used for the calculation of the maximum Mobilization amount and are not required to be included in the minimum Demobilization amount.

Proposal Guaranty

As a supplement to Section 102 of the Standard Specifications, it will not be necessary for the Proposal Guaranty to include an amount necessary to cover the amount of the bid adjustment.

SPECIAL NOTE FOR INLAID PAVEMENT MARKERS

I. DESCRIPTION

Except as provided herein, perform all work in accordance with the Department's Standard and Supplemental Specifications and applicable Standard and Sepia Drawings, current editions. Article references are to the Standard Specifications. This work shall consist of:

- (1) Maintain and Control Traffic; and (2) Furnish and install Inlaid Pavement Markers (IPMs) in recessed grooves; and (3) Any other work as specified by these notes and the Contract.

II. MATERIALS

The Department will sample all materials in accordance with the Department's Sampling Manual. Make the materials available for sampling a sufficient time in advance of the use of the materials to allow for the necessary time for testing unless otherwise specified in these Notes.

A. Maintain and Control Traffic. See Traffic Control Plan.

B. Markers. Provide reflective lenses with depth control breakaway positioning tabs. Before furnishing the markers, provide to the Engineer the manufacturer's current recommendations for adhesives and installation procedures. Use one brand and design throughout the project. Use markers meeting the specifications in the table below.

| SPECIFICATIONS FOR HOUSING AND REFLECTOR | |
|--|----------------------------|
| Material: | Polycarbonate Plastic |
| Weight: | Housing 2.00 oz. |
| | Reflector 2.00oz. |
| Housing Size: | 5.00" x 3.00" x 0.70" high |
| Specific Intensity of Reflectivity at 0.2° Observation Angle | |
| White: | 3.0 at 0°entrance angle |
| | 1.2 at 20°entrance angle |
| Yellow: | 60% of white values |
| Red: | 25% of white values |

C. Adhesives. Use adhesives that conform to the manufacturer's recommendation

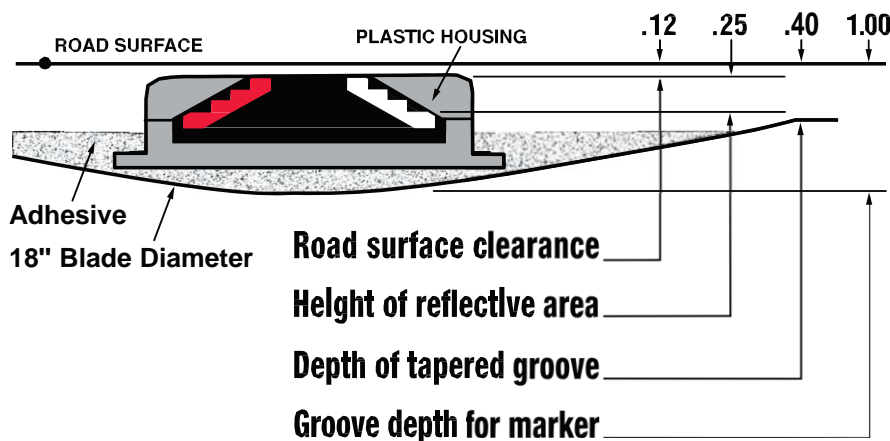
III. CONSTRUCTION

A. Experimental Evaluation. The University of Kentucky Transportation Center will be evaluating this installation of IPMs. Notify the Engineer a minimum of 14 calendar days prior to beginning work. The Engineer will coordinate the University's activities with the Contractor's work.

B. Maintain and Control Traffic. See Traffic Control Plan.

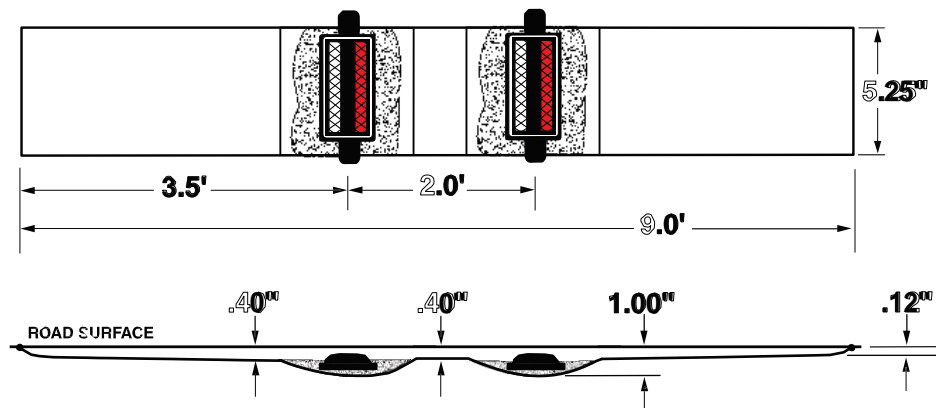
C. Installation. Install IPMs in recessed grooves cut into the final course of asphalt pavement according to the manufacturer's recommendations. Do not cut the grooves until the pavement has cured sufficiently to prevent tearing or raveling. Cut installation grooves using diamond blades on saws that accurately control groove dimensions. Remove all dirt, grease, oil, loose or unsound layers, and any other material from the marker area which would reduce the bond of the adhesive. Maintain pavement surfaces in a clean condition until placing markers.

Prepare the pavement surfaces, and install the markers in the recessed groove according to the drawing below. Use an approved snowplowable epoxy adhesive. Ensure that the adhesive bed area is equal to the bottom area of the marker, and apply adhesive in sufficient quantity to force excess out around the entire perimeter of the marker. Use materials, equipment, and construction procedures that ensure proper adhesion of the markers to the pavement surface according to the manufacturer's recommendations. Remove all excess adhesive from in front of the reflective faces. If any adhesive or foreign matter cannot be removed from the reflective faces, or if any marker fails to properly adhere to the pavement surface, remove and replace the marker at no additional cost to the Department.



D. Location and Spacing. Install the markers in the pattern for high reflectivity with two (2) IPMs per groove. Locate and space markers as shown in the current standard drawings or sepias (note: use Inlaid Pavement Markers wherever Type V Pavement Markers are called for). Do not install markers on bridge decks. Do not install a marker

on top of a pavement joint or crack. Offset the recessed groove a minimum of 2 inches from any longitudinal pavement joint or crack and at least one inch from the painted stripe, ensuring that the finished line of markers is straight with minimal lateral deviation. Give preference to maintaining the 2-inch offset between recessed groove and joint as opposed to keeping the line of markers straight.



Place inlaid markers as much in line with existing pavement striping as possible. Place markers installed along an edge line or channelizing line so that the near edge of the plastic housing is no more than one inch from the near edge of the line. Place markers installed along a lane line between and in line with the dashes. Do not place markers over the lines except where the lines deviate visibly from their correct alignment, and then only after obtaining the Engineer's prior approval of the location.

If conflicts between recessed groove placement in relation to pavement joint and striping cannot be resolved, obtain the Engineer's approval to eliminate the marker or revise the alignment.

E. Disposal of Waste. Dispose of all removed asphalt pavement, debris, and other waste at sites off the right of way obtained by the Contractor at no additional cost to the Department. See Special Note for waste and Borrow.

F. Restoration. Be responsible for all damage to public and/or private property resulting from the work. Restore all damaged features in like kind materials and design at no additional cost to the Department.

G. On-Site Inspection. Make a thorough inspection of the site prior to submitting a bid and be thoroughly familiar with existing conditions so that the work can be expeditiously performed after a contract is awarded. The Department will consider submission of a bid as evidence of this inspection having been made and will not honor any claims for money or grant Contract time extensions resulting from site conditions.

H. Caution. Do not take information shown on the drawings and in this proposal and the types and quantities of work listed as an accurate or complete evaluation of the

material and conditions to be encountered during construction, but consider the types and quantities of work listed as approximate only. The bidder must draw his own conclusion as to the conditions encountered. The Department does not give any guarantee as to the accuracy of the data and no claim will be considered for additional compensation or extension of Contract time if the conditions encountered are not in accordance with the information shown.

IV. MEASUREMENT

A. Maintain and Control Traffic. See Traffic Control Plan.

B. "INLAID PAYMENT MARKER" shall be measured as each. One (1) installation of "INLAID PAVEMENT MARKER" will consist of grooving the pavement, removing asphalt cuttings and debris, preheating pavement to remove moisture, adhesives, and installation of two (2) markers with all lenses in accordance with this note.

Note: Each pay item of Inlaid Pavement Marker will require two markers.

V. PAYMENT

A. Maintain and Control Traffic. See Traffic Control Plan.

B. Inlaid Pavement Markers. The Department will make payment for the completed and accepted quantity of completely installed "INLAID PAVEMENT MARKERS" at the Contract unit price, each. Accept payment as full compensation for all labor, equipment, materials, and incidentals to accomplish this work to the satisfaction of the Engineer. A system of one (1) groove and two (2) markers shall be paid as one "INLAID PAVEMENT MARKER". The bid item "INLAID PAVEMENT MARKER" shall be used regardless of the color and type of lenses required.

7-87.50
SPECIAL NOTE
FOR
COMPLETION DATE

Project Fixed Completion Date

This project shall have a fixed completion date of **November 30, 2019** for the completion of **all** work associated with this project. Liquidated damages shall be assessed according to Section 108 of the 2012 Kentucky Standard Specifications for Road and Bridge Construction. Contrary to Section 108 of the 2012 Kentucky Standard Specifications for Road and Bridge Construction, contract extensions associated with this project may only be adjusted at the discretion of the Engineer. Every day past **June 1, 2019** that a utility facility is in conflict with construction an additional day will be added to the fixed completion date.

SPECIAL NOTE FOR PIPELINE INSPECTION

1.0 DESCRIPTION. The Department will perform visual inspections on all pipe on the project. A video inspection will be required on projects having more than 250 linear feet of storm sewer and/or culvert pipe and on routes with an ADT of greater than 1,000 vehicles. Conduct video inspections on all pipe located under the roadway and 50 percent of the remaining pipe not under the roadway. Storm sewer runs and outfall pipes not under the roadway take precedence over rural entrance pipes. Contractors performing this item of work must be prequalified with the Department in the work type J51 (Video Pipe Inspection and Cleaning). Deflection testing shall be completed using a mandrel in accordance with the procedure outlined below or by physical measurement for pipes greater than 36 inches in diameter. Mandrel testing for deflection must be completed prior to the video inspection testing. Unless otherwise noted, Section references herein are to the Department's 2012 Standard Specifications for Road and Bridge Construction.

2.0 VIDEO INSPECTION. Ensure pipe is clear of water, debris or obstructions. Complete the video inspection and any necessary measurement prior to placing the final surface over any pipe. When paving will not be delayed, take measurements 30 days or more after the completion of earthwork to within 1 foot of the finished subgrade. Notify the Engineer a minimum of 24 hours in advance of inspection and notify the Engineer immediately if distresses or locations of improper installation are logged.

2.1 INSPECTION FOR DEFECTS AND DISTRESSES

A) Begin at the outlet end and proceed through to the inlet at a speed less than or equal to 30 ft/minute. Remove blockages that will prohibit a continuous operation.

B) Document locations of all observed defects and distresses including but not limited to: cracking, spalling, slabbing, exposed reinforcing steel, sags, joint offsets, joint separations, deflections, improper joints/connections, blockages, leaks, rips, tears, buckling, deviation from line and grade, damaged coatings/paved inverts, and other anomalies not consistent with a properly installed pipe.

C) During the video inspection provide a continuous 360 degree pan of every pipe joint.

D) Identify and measure all cracks greater than 0.1" and joint separations greater than 0.5".

E) Video Inspections are conducted from junction to junction which defines a pipe run. A junction is defined as a headwall, drop box inlet, curb box inlet, manhole, buried junction, or other structure that disturbs the continuity of the pipe. Multiple pipe inspections may be conducted from a single set up location, but each pipe run must be on a separate video file and all locations are to be referenced from nearest junction relative to that pipe run.

F) Record and submit all data on the TC 64-765 and TC 64-766 forms.

3.0 MANDREL TESTING. Mandrel testing will be used for deflection testing. For use on Corrugated Metal Pipe, High Density Polyethylene Pipe, and Polyvinyl Chloride Pipe,

use a mandrel device with an odd number of legs (9 minimum) having a length not less than the outside diameter of the mandrel. The diameter of the mandrel at any point shall not be less than the diameter specified in Section 3.6. Mandrels can be a fixed size or a variable size.

3.1 Use a proving ring or other method recommended by the mandrel manufacturer to verify mandrel diameter prior to inspection. Provide verification documentation for each size mandrel to the Engineer.

3.2 All deflection measurements are to be based off of the AASHTO Nominal Diameters. Refer to the chart in section 3.6.

3.3 Begin by using a mandrel set to the 5.0% deflection limit. Place the mandrel in the inlet end of the pipe and pull through to the outlet end. If resistance is met prior to completing the entire run, record the maximum distance achieved from the inlet side, then remove the mandrel and continue the inspection from the outlet end of the pipe toward the inlet end. Record the maximum distance achieved from the outlet side.

3.4 If no resistance is met at 5.0% then the inspection is complete. If resistance occurred at 5.0% then repeat 3.1 and 3.2 with the mandrel set to the 10.0% deflection limit. If the deflection of entire pipe run cannot be verified with the mandrel then immediately notify the Engineer.

3.5 Care must be taken when using a mandrel in all pipe material types and lining/coating scenarios. Pipe damaged during the mandrel inspection will be video inspected to determine the extent of the damage. If the damaged pipe was video inspected prior to mandrel inspection then a new video inspection is warranted and supersedes the first video inspection. Immediately notify the Engineer of any damages incurred during the mandrel inspection and submit a revised video inspection report.

3.6 AASHTO Nominal Diameters and Maximum Deflection Limits.

| Base Pipe Diameter (inches) | AASHTO Nominal Diameter (inches) | Max. Deflection Limit (inches) | |
|--------------------------------|--|-----------------------------------|-------|
| | | 5.0% | 10.0% |
| 15 | 14.76 | 14.02 | 13.28 |
| 18 | 17.72 | 16.83 | 15.95 |
| 24 | 23.62 | 22.44 | 21.26 |
| 30 | 29.53 | 28.05 | 26.58 |
| 36 | 35.43 | 33.66 | 31.89 |
| 42 | 41.34 | 39.27 | 37.21 |
| 48 | 47.24 | 44.88 | 42.52 |
| 54 | 53.15 | 50.49 | 47.84 |
| 60 | 59.06 | 56.11 | 53.15 |

4.0 PHYSICAL MEASUREMENT OF PIPE DEFLECTION. Alternate method for deflection testing when there is available access or the pipe is greater than 36 inches in diameter, as per 4.1. Use a contact or non-contact distance instrument. A leveling device is recommended for establishing or verifying vertical and horizontal control.

4.1 Physical measurements may be taken after installation and compared to the AASHTO Nominal Diameter of the pipe as per Section 3.6. When this method is used, determine the smallest interior diameter of the pipe as measured through the center point of the pipe (D2). All measurements are to be taken from the inside crest of the corrugation. Take the D2 measurements at the most deflected portion of the pipe run in question and at intervals no greater than ten (10) feet through the run. Calculate the deflection as follows:

$$\% \text{ Deflection} = [(AASHTO \text{ Nominal Diameter} - D2) / AASHTO \text{ Nominal Diameter}] \times 100\%$$

Note: The Engineer may require that preset monitoring points be established in the culvert prior to backfilling. For these points the pre-installation measured diameter (D1) is measured and recorded. Deflection may then be calculated from the following formula:

$$\% \text{ Deflection} = [(D1 - D2) / D1] (100\%)$$

4.2 Record and submit all data.

5.0 DEDUCTION SCHEDULE. All pipe deductions shall be handled in accordance with the tables shown below.

| FLEXIBLE PIPE DEFLECTION | |
|--------------------------|--|
| Amount of Deflection (%) | Payment |
| 0.0 to 5.0 | 100% of the Unit Bid Price |
| 5.1 to 9.9 | 50% of the Unit Bid Price ⁽¹⁾ |
| 10 or greater | Remove and Replace ⁽²⁾ |

⁽¹⁾ Provide Structural Analysis for HDPE and metal pipe. Based on the structural analysis, pipe may be allowed to remain in place at the reduced unit price. ⁽²⁾ The Department may allow the pipe to remain in place with no pay to the Contractor in instances where it is in the best interest to the public and where the structural analysis demonstrates that the pipe should function adequately.

| RIGID PIPE REMEDIATION TABLE PIPE | |
|-----------------------------------|-------------------------------------|
| Crack Width (inches) | Payment |
| • 0.1 | 100% of the Unit Bid Price |
| Greater than 0.1 | Remediate or Replace ⁽¹⁾ |

⁽¹⁾ Provide the Department in writing a method for repairing the observed cracking. Do not begin work until the method has been approved.

6.0 PAYMENT. The Department will measure the quantity in linear feet of pipe to inspect. The Department will make payment for the completed and accepted quantities under the following:

| <u>Code</u> | <u>Pay Item</u> | <u>Pay Unit</u> |
|-------------|---------------------------|-----------------|
| 24814EC | Pipeline Inspection | Linear Foot |
| 10065NS | Pipe Deflection Deduction | Dollars |


SPECIAL NOTE



For Tree Removal

**Jessamine County
Nicholasville Bypass
Item No. 07-87.50**

**NO CLEARING OF TREES 5 INCHES OR GREATER
(DIAMETER BREAST HEIGHT) FROM
JUNE 1 – JULY 31**

**If there are any questions regarding this note, please contact Division of
Environmental Analysis, 200 Mero Street, Frankfort, KY 40601, Phone: (502) 564-
7250.**

| | | |
|---|--|--|
|  | KENTUCKY TRANSPORTATION CABINET Department of Highways DIVISION OF RIGHT OF WAY & UTILITIES RIGHT OF WAY CERTIFICATION | TC 62-226 Rev. 01/2016 Page 1 of 1 |
|---|--|--|

| | | | | | | | |
|--|--|---|--|-----------------------------------|--|---|--|
| <input checked="" type="checkbox"/> Original | | <input type="checkbox"/> Re-Certification | | RIGHT OF WAY CERTIFICATION | | | |
| ITEM # | | COUNTY | | PROJECT # (STATE) | | PROJECT # (FEDERAL) | |
| 7-87.50.00 | | Jessamine | | 12FO FD52 057 65496 02R | | STP 0271 (081) | |
| PROJECT DESCRIPTION | | | | | | | |
| East Nicholasville Bypass | | | | | | | |
| <input type="checkbox"/> No Additional Right of Way Required | | | | | | | |
| Construction will be within the limits of the existing right of way. The right of way was acquired in accordance to FHWA regulations under the Uniform Relocation Assistance and Real Property Acquisitions Policy Act of 1970, as amended. No additional right of way or relocation assistance were required for this project. | | | | | | | |
| <input checked="" type="checkbox"/> Condition # 1 (Additional Right of Way Required and Cleared) | | | | | | | |
| All necessary right of way, including control of access rights when applicable, have been acquired including legal and physical possession. Trial or appeal of cases may be pending in court but legal possession has been obtained. There may be some improvements remaining on the right-of-way, but all occupants have vacated the lands and improvements, and KYTC has physical possession and the rights to remove, salvage, or demolish all improvements and enter on all land. Just Compensation has been paid or deposited with the court. All relocations have been relocated to decent, safe, and sanitary housing or that KYTC has made available to displaced persons adequate replacement housing in accordance with the provisions of the current FHWA directive. | | | | | | | |
| <input type="checkbox"/> Condition # 2 (Additional Right of Way Required with Exception) | | | | | | | |
| The right of way has not been fully acquired, the right to occupy and to use all rights-of-way required for the proper execution of the project has been acquired. Some parcels may be pending in court and on other parcels full legal possession has not been obtained, but right of entry has been obtained, the occupants of all lands and improvements have vacated, and KYTC has physical possession and right to remove, salvage, or demolish all improvements. Just Compensation has been paid or deposited with the court for most parcels. Just Compensation for all pending parcels will be paid or deposited with the court prior to AWARD of construction contract | | | | | | | |
| <input type="checkbox"/> Condition # 3 (Additional Right of Way Required with Exception) | | | | | | | |
| The acquisition or right of occupancy and use of a few remaining parcels are not complete and/or some parcels still have occupants. All remaining occupants have had replacement housing made available to them in accordance with 49 CFR 24.204. KYTC is hereby requesting authorization to advertise this project for bids and to proceed with bid letting even though the necessary right of way will not be fully acquired, and/or some occupants will not be relocated, and/or the just compensation will not be paid or deposited with the court for some parcels until after bid letting. KYTC will fully meet all the requirements outlined in 23 CFR 635.309(c)(3) and 49 CFR 24.102(j) and will expedite completion of all acquisitions, relocations, and full payments after bid letting and prior to AWARD of the construction contract or force account construction. | | | | | | | |
| Total Number of Parcels on Project | | 11 | | EXCEPTION (S) Parcel # | | ANTICIPATED DATE OF POSSESSION WITH EXPLANATION | |
| Number of Parcels That Have Been Acquired | | | | | | | |
| Signed Deed | | 5 | | | | | |
| Condemnation | | 6 | | | | | |
| Signed ROE | | 6 | | | | | |
| Notes/ Comments (Use Additional Sheet if necessary) | | | | | | | |
| Project originally began with 13 parcels. Parcels 170 and 172 were eliminated by District 7 Design staff; thus bringing the total number of acquired parcels to 11. | | | | | | | |
| LPA RW Project Manager | | | | Right of Way Supervisor | | | |
| Printed Name | | | | Printed Name | | Cecil Smith | |
| Signature | | | | Signature | |  | |
| Date | | | | Date | | 8/2/2017 | |
| Right of Way Director | | | | FHWA | | | |
| Printed Name | | DM Loy | | Printed Name | | No Signature Required | |
| Signature | |  | | Signature | | as per FHWA-KYTC | |
| Date | | 02AUG2017 | | Date | | Current Stewardship Agreement | |

UTILITIES AND RAIL CERTIFICATION NOTE

Jessamine County, STP 0271 (083)
FD52 057 65496 02U
EAST NICHOLASVILLE BYPASS SECTION II; FROM KY-39, EXTENDING SOUTHWESTERLY TO US-27 SOUTH
OF NICHOLASVILLE.
ITEM NUMBER: 7-87.50

PROJECT NOTES ON UTILITIES

Please Note: The information presented in this Utility Note is informational in nature and the information contained herein is not guaranteed.

The contractor will be responsible for contacting all utility facility owners on the subject project to coordinate his activities. The contractor will coordinate his activities to minimize and, where possible, avoid conflicts with utility facilities. Due to the nature of the work proposed, it is unlikely to conflict with the existing utilities beyond minor facility adjustments. Where conflicts with utility facilities are unavoidable, the contractor will coordinate any necessary relocation work with the facility owner and Resident Engineer. The Kentucky Transportation Cabinet maintains the right to remove or alter portions of this contract if a utility conflict occurs. The utility facilities as noted in the previous section(s) have been determined using data garnered by varied means and with varying degrees of accuracy: from the facility owners, a result of S.U.E., field inspections, and/or reviews of record drawings. The facilities defined may not be inclusive of all utilities in the project scope and are not Level A quality, unless specified as such. It is the contractor's responsibility to verify all utilities and their respective locations before excavating.

The contractor shall make every effort to protect underground facilities from damage as prescribed in the Underground Facility Damage Protection Act of 1994, Kentucky Revised Statute KRS 367.4901 to 367.4917. It is the contractor's responsibility to determine and take steps necessary to be in compliance with federal and state damage prevention directives. The contractor is instructed to contact KY 811 for the location of existing underground utilities. Contact shall be made a minimum of two (2) and no more than ten (10) business days prior to excavation. The contractor shall submit Excavation Locate Requests to the Kentucky Contact Center (KY 811) via web ticket entry. The submission of this request does not relieve the contractor from the responsibility of contacting non-member facility owners, whom are to be contacted through their individual Protection Notification Center. It may be necessary for the contractor to contact the County Court Clerk to determine what utility companies have facilities in the area. Non-compliance with these directives can result in the enforcement of penalties.

UTILITIES AND RAIL CERTIFICATION NOTE

Jessamine County, STP 0271 (083)
FD52 057 65496 02U
EAST NICHOLASVILLE BYPASS SECTION II; FROM KY-39, EXTENDING SOUTHWESTERLY TO US-27 SOUTH OF NICHOLASVILLE.
ITEM NUMBER: 7-87.50

NOTE: DO NOT DISTURB THE FOLLOWING FACILITIES LOCATED WITHIN THE PROJECT DISTURB LIMITS

Bluegrass Energy – Electric – The company has facilities located at the existing intersections of Harlan Drive, Osborne Drive, and Cannonball Drive. The company has submitted relocation plans to relocate their facilities located between approximate station 151+50 to 158+00, surrounding the proposed intersection of the bypass and Cannonball Drive.

City of Nicholasville – Water and Sanitary Sewer – The City has an existing twelve-inch pvc water main and an eight-inch pvc sanitary sewer facility located along and adjacent to US-27 south of Nicholasville, through the proposed intersection with the new roadway, from approximate station 70+00 to approximate station 80+00. The City also has eight-inch water and sanitary sewer facilities located adjacent to Harlan Drive, Osborne Drive, and Cannonball Drive, at their intersections with the proposed roadway, from approximate station 153+00 to approximate station 157+50. The City has also identified a six-inch “AC” water main located along and adjacent to KY-39 from approximate station 21+50 to approximate station 63+50. Once the new water main has been installed, this facility will be abandoned; consequently, the Cabinet’s highway contractor should be aware of the possibility of encountering the material, and of the necessary disposal procedures.

Kentucky Utilities Company - Electric Distribution – The company has stated that they will not have involvement in the project.

Delta Natural Gas –The company has an existing 8” CS gas line crossing the proposed bypass at approximate station 151+50. The company has an existing 4” plastic gas line beginning at approximate station 151+50 and continues north along the left side of the proposed bypass, crossing under the proposed Cannonball Drive and continues north along the proposed bypass until approximate station 165+00. The company also has an existing 4” plastic gas line crossing the proposed bypass at approximate station 153+40. The company has an existing 2” plastic line along the right side of the proposed bypass between approximate station 153+40 and Cannonball Drive.

Spectrum – The company has yet to provide a proposed relocation plan for their facilities; consequently, we are unable to adequately identify the current, or proposed, location of the company’s facilities. It is anticipated that the company may have facilities located along the proposed intersection with US-27 south of Nicholasville, and the intersections with Harlan Drive, Osborne Drive, and Cannonball Drive; in addition to, the intersection with KY-39. It is also possible that the company may have facility located at other locations throughout the project.

UTILITIES AND RAIL CERTIFICATION NOTE

Jessamine County, STP 0271 (083)
FD52 057 65496 02U
EAST NICHOLASVILLE BYPASS SECTION II; FROM KY-39, EXTENDING SOUTHWESTERLY TO US-27 SOUTH OF NICHOLASVILLE.
ITEM NUMBER: 7-87.50

Windstream - The company has yet to provide a proposed relocation plan for their facilities; consequently, we are unable to adequately identify the current, or proposed, location of the company's facilities. It is anticipated that the company may have facilities located along the proposed intersection with US-27 south of Nicholasville, and the intersections with Harlan Drive, Osborne Drive, and Cannonball Drive; in addition to, the intersection with KY-39. It is also possible that the company may have facility located at other locations throughout the project.

The Contractor is fully responsible for protection of all utilities listed above

THE FOLLOWING FACILITY OWNERS ARE RELOCATING/ADJUSTING THEIR FACILITIES WITHIN THE PROJECT LIMITS AND WILL BE COMPLETE PRIOR TO CONSTRUCTION

It is not anticipated that any of the utility companies will have their relocation work completed prior to highway construction.

THE FOLLOWING FACILITY OWNERS HAVE FACILITIES TO BE RELOCATED/ADJUSTED BY THE OWNER OR THEIR SUBCONTRACTOR AND IS TO BE COORDINATED WITH THE ROAD CONTRACT

City of Nicholasville – Water and Sanitary Sewer – The City has an existing twelve-inch pvc water main and an eight-inch pvc sanitary sewer facility located along and adjacent to US-27 south of Nicholasville, through the proposed intersection with the new roadway, from approximate station 70+00 to approximate station 80+00. The City has proposed to place a new twelve-inch pvc water main beginning at a tie-in at approximate station 70+00, of existing US-27, proceeding north and east approximately ten feet within the proposed right-of-way, to an encased crossing of the proposed by-pass project at approximate station 107+50, then west and north adjacent to the proposed right-of-way line, and approximately ten feet within, to a proposed tie-in at approximate station 79+50 of existing

UTILITIES AND RAIL CERTIFICATION NOTE

Jessamine County, STP 0271 (083)
FD52 057 65496 02U
EAST NICHOLASVILLE BYPASS SECTION II; FROM KY-39, EXTENDING SOUTHWESTERLY TO US-27 SOUTH
OF NICHOLASVILLE.
ITEM NUMBER: 7-87.50

US-27. The City has proposed a new eight-inch sanitary sewer facility with a tie-in, and an encased crossing of existing US-27, located at approximate station 67+50, proceeding westerly across

US-27, then adjacent to, and approximately ten-feet within, the existing right-of-way to existing Danville Road (KY-3027), where the proposed facility will continue westerly and northerly several hundred feet to a new tie-in with an existing facility outside of the project limits.

The City also has eight-inch water and sanitary sewer facilities located adjacent to Harlan Drive, Osborne Drive, and Cannonball Drive, at their intersections with the proposed roadway, from approximate station 153+00 to approximate station 157+50. The City's proposal includes new encased water and sewer crossings of the proposed roadway between approximate stations 152+00 and 154+00; in addition to, new connections between Cannonball Drive and Harlan Drive, along the proposed right-of-way.

The City has also identified a six-inch "AC" water main located along and adjacent to KY-39 from approximate station 21+50 to approximate station 63+50. The City's new facility will extend from a new tie-in at approximate station 21+50, extending southerly adjacent to, and approximately ten feet within, the proposed right-of-way for KY-39, crossing the proposed mainline with an encased crossing at approximate station 240+50, to a new tie-in at approximate station 63+50. Once the new water main has been installed, this facility will be abandoned; consequently, the Cabinet's highway contractor should be aware of the possibility of encountering the material, and of the necessary disposal procedures.

Delta Natural Gas – The following description is based on the proposed relocation plans submitted by the company. The company has an existing 8" CS gas line crossing the proposed bypass at approximate station 151+50. The company plans to relocate this gas line to cross the proposed bypass at approximate station 150+10. The proposed 8" CS gas line will continue north along both sides of the proposed bypass. On the right side of the proposed bypass, the proposed 8" CS gas line will continue north, beginning approximately 103 feet right of the proposed centerline at approximate station 150+10, and continuing until it ties into an existing 8" CS gas line at approximate station 151+34, approximately 119 feet from the centerline of the proposed bypass. On the left side of the proposed bypass, the 8" CS gas line will continue north, beginning approximately 123 feet left of the proposed centerline at approximate station 150+10, and continuing north within 30 feet of the proposed right of way line until it ties into an existing 8" CS gas line at approximate station 156+12, approximately 156 feet from the proposed centerline.

UTILITIES AND RAIL CERTIFICATION NOTE

Jessamine County, STP 0271 (083)
FD52 057 65496 02U
EAST NICHOLASVILLE BYPASS SECTION II; FROM KY-39, EXTENDING SOUTHWESTERLY TO US-27 SOUTH OF NICHOLASVILLE.
ITEM NUMBER: 7-87.50

The company also has an existing 4" plastic gas line crossing the proposed bypass at approximate station 153+40. The company plans to relocate the 4" plastic gas line to cross the proposed bypass at approximate station 150+05. The proposed 4" plastic gas line will continue north along the left side of the proposed bypass from approximate station 150+05, approximately 126 feet left of the proposed bypass centerline, to 156+05, approximately 170 feet left of the proposed centerline, where it will tie into an existing 8" CS gas line that continues north along the left side of the proposed bypass.

The company will abandon two plastic 2" service gas lines that cross Cannonball Drive at approximate stations 52+20 and 53+00. The company will install a proposed plastic 2" gas line that crosses Cannonball Drive at approximate station 51+65. The line will continue south along the left side of Cannonball Drive.

Spectrum – The company has yet to provide a proposed relocation plan for their facilities; consequently, we are unable to adequately identify the current, or proposed, location of the company's facilities. It is anticipated that the company may have facilities located along the proposed intersection with US-27 south of Nicholasville, and the intersections with Harlan Drive, Osborne Drive, and Cannonball Drive; in addition to, the intersection with KY-39. It is also possible that the company may have facility located at other locations throughout the project.

Bluegrass Energy – Electric – The company has facilities located at the proposed intersection of the bypass and Cannonball Drive. The company plans to remove three aluminum street light poles, three 45' Class 3 poles, two 40' Class 3 poles, and one 40' Class 4 pole. The company plans to install two 50' Class 2 poles and two 45' Class 3 poles outside of the proposed right of way within approximate stations 151+50 to 158+00.

Windstream - The company has yet to provide a proposed relocation plan for their facilities; consequently, we are unable to adequately identify the current, or proposed, location of the company's facilities. It is anticipated that the company may have facilities located along the proposed intersection with US-27 south of Nicholasville, and the intersections with Harlan Drive, Osborne Drive, and Cannonball Drive; in addition to, the intersection with KY-39. It is also possible that the company may have facility located at other locations throughout the project.

UTILITIES AND RAIL CERTIFICATION NOTE

Jessamine County, STP 0271 (083)
FD52 057 65496 02U
EAST NICHOLASVILLE BYPASS SECTION II; FROM KY-39, EXTENDING SOUTHWESTERLY TO US-27 SOUTH
OF NICHOLASVILLE.
ITEM NUMBER: 7-87.50

**THE FOLLOWING FACILITY OWNERS HAVE FACILITIES TO BE RELOCATED/ADJUSTED BY THE ROAD
CONTRACTOR AS INCLUDED IN THIS CONTRACT**

There are no utility facilities included for relocation in the Cabinet's highway contract.

RAIL COMPANIES HAVE FACILITIES IN CONJUNCTION WITH THIS PROJECT AS NOTED

No Rail Involvement Rail Involved Rail Adjacent

UTILITIES AND RAIL CERTIFICATION NOTE

Jessamine County, STP 0271 (083)
FD52 057 65496 02U
EAST NICHOLASVILLE BYPASS SECTION II; FROM KY-39, EXTENDING SOUTHWESTERLY TO US-27 SOUTH OF NICHOLASVILLE.
ITEM NUMBER: 7-87.50

AREA FACILITY OWNER CONTACT LIST

| Facility Owner | Address | Contact Name | Phone | Email |
|---|---|-----------------|------------|--------------------------------|
| Bluegrass Energy - Electric | PO Box 990 Nicholasville KY 40356 | Greg Herrington | 8598854191 | greggh@bgenergy.com |
| City of Nicholasville - Sewer | PO Box 450 Nicholasville KY 40356 | Tom Caulkins | 8598859473 | tom_caulkins@nicholasville.org |
| City of Nicholasville - Water | PO Box 450 Nicholasville KY 40356 | Tom Caulkins | 8598859473 | tom_caulkins@nicholasville.org |
| Delta Natural Gas Company, Inc. - Natural Gas | 3617 Lexington Road Winchester KY 40391 | Steve Lewis | 8597446171 | slewis@DeltaGas.com |
| Kentucky Utilities Company - Electric Distrib | 820 West Broadway Louisville KY 40232 | Greg Geiser | 5026273708 | Greg.Geiser@LGE-KU.com |
| Time Warner Cable - CATV | 1617 Foxhaven Drive Richmond KY 40475 | Elbert Lamb | 8596246974 | elbert.lamb@twcable.com |
| Windstream Communications | 325 W. Main Street Lexington KY 40507 | Steve Johnson | 8593576209 | Steve.Johnson@windstream.com |

N O T I C E

**DEPARTMENT OF THE ARMY
CORPS OF ENGINEERS
(LETTER OF PERMISSION (LOP) PERMIT AUTHORIZATION)
&
INDIVIDUAL WATER QUALITY CERTIFICATION (WQC)**

PROJECT: Jessamine County, Item No. 7-87.50
Nicholasville Bypass Section 2

The Section 404 activities for this project have been previously permitted under the authority of the Department of the Army Letter of Permission (LOP) & Division of Water WQC. In order for this authorization to be valid, the attached conditions must be followed. The contractor shall post a copy of this Individual / LOP Permit & WQC in a conspicuous location at the project site for the duration of construction and comply with the general conditions as required.

To more readily expedite construction, the contractor may elect to alter the design or perform the work in a manner different from what was originally proposed and specified. Prior to commencing such alternative work, the contractor shall obtain **written** permission from the Division of Construction, Corps of Engineers and the Division of Water. A copy of any request to the Corps of Engineers & Division of Water to alter this proposal and subsequent responses shall be forwarded to the Division of Environmental Analysis, DA Permit Coordinator, for office records and for informational purposes.



DEPARTMENT OF THE ARMY
U.S. ARMY ENGINEER DISTRICT, LOUISVILLE
CORPS OF ENGINEERS
P.O. BOX 59
LOUISVILLE KY 40201-0059
FAX: (502) 315-6677
<http://www.lrl.usace.army.mil/>

February 2, 2016

Operations Division
Regulatory Branch (South)
ID No. LRL-2015-653-let

Mr. Roy Collins
Kentucky Transportation Cabinet
Division of Environmental Analysis
200 Mero Street
Frankfort, Kentucky 40622

Dear Mr. Collins:

This is in regard to your application for a Department of the Army (DA) permit dated August 2015, concerning a plan to construct the East Nicholasville Bypass, Section II from KY 39 to US 27 in Nicholasville, Jessamine County, Kentucky. We have reviewed your application and submitted information, and have made the following determinations: the work is minor in nature, will not have a significant impact on the environment and should encounter no opposition.

Based on these determinations, the proposed work satisfies the Letter of Permission (LOP) criteria, as specified in our regulations and the procedures outlined in the LOP No. 200600259-pgj. Therefore, you are authorized, in accordance with Section 404 of the Clean Water Act (CWA), to impact 1,446 linear feet perennial streams, 1,353 linear feet of intermittent streams, and 1,036 linear feet of ephemeral streams located in the Town Fork Watershed. This permission is granted with the following conditions:

- 1) The project shall be constructed in accordance with plans included in the August 11, 2015, application for Kentucky Transportation Cabinet, Item No. 7-87.50 and all subsequent information received regarding changes to the original submittal and/or mitigation plan.
- 2) The applicant must provide proof of purchase from the Kentucky Transportation Cabinet's Bluegrass Station Stream Bank for 2,296 AMU stream mitigation credits prior to any discharge of dredged or fill material into "waters of the United States."
- 3) The time limit for completing the work authorized ends on **December 31, 2021**. If the permittee finds that more time is needed to complete the authorized activity, an application must be submitted for a time extension to this office for consideration at least 1 month before the above date is reached.

- 4) Upon completion of construction you are to notify the District Engineer. The enclosed Completion Report form must be completed and returned to this office.
- 5) The permittee must agree to comply with the enclosed General Conditions.
- 6) The permittee must comply with the agreement outlined in the letter of 2 September 2015, from U.S. Fish and Wildlife Service regarding the Biological Assessment on endangered species within the project area.

This authorization will be effective as soon as we receive your signed acceptance of these conditions. Please sign and date the duplicate copy of this letter in the space provided and return the signed copy in the enclosed envelope. Please note that we also perform periodic inspections to ensure compliance with our permit conditions and appropriate Federal laws.

This letter contains a proffered permit for the construction of the Nicholasville Bypass, Section II project. If you object to this decision, you may request an administrative appeal under Corps regulations at 33 CFR Part 331. Enclosed you will find a Notification of Appeal Process (NAP) fact sheet and Request for Appeal (RFA) form. If you request to appeal this decision, you must submit a completed RFA form to the Great Lakes and Ohio River Division Office at the following address.

US Army Corps of Engineers
Great Lakes and Ohio River Division
CELRD-CM-O
550 Main Street, Rm 10032
Cincinnati, Ohio 45201-3222

In order for an RFA to be accepted by the Corps, the Corps must determine that it is complete, that it meets the criteria for appeal under 33 CFR Part 331.5, and that it has been received by the Division Office within 60 days of the date of the NAP. Should you decide to submit an RFA form, it must be received at the above address by **April 4, 2016**. It is not necessary to submit an RFA form to the Division Office if you do not object to the decision in this letter.

Also enclosed with this proffered permit is a preliminary jurisdictional determination (JD). A preliminary jurisdictional determination is not appealable and impacting "waters of the U.S." identified in the preliminary JD will result in you waiving the right to request an approved JD at a later date. An approved JD may be requested (which may be appealed), by contacting me for further instruction.

Copies of this letter will be sent to the appropriate coordinating agencies (see enclosure for addresses).

FOR THE DISTRICT ENGINEER:



Layna Thrush
Project Manager, South
Regulatory Branch

Enclosures

(I accept the conditions of this authorization):



Kentucky Transportation Cabinet

2/8/16

Date

GENERAL CONDITIONS:

1. Discharges of dredged or fill material into "waters of the U.S." must be minimized or avoided to the maximum extent practicable at the project site (i.e. on-site). In determining the minimal impact threshold, the Districts will consider the direct, secondary, and cumulative impacts of the fill or work and any mitigation measures.
2. The permittee shall provide a mitigation/monitoring plan for impacts resulting from the placement of fill into "waters of the U.S." in excess of 300 linear feet of intermittent or perennial stream; the filling of greater than 0.10 acre (4,356 sq. feet) of waters of the U.S.; or work causing more than minimal effects, to compensate for impacts to the "waters of the U.S." These impact thresholds are applied for each crossing. When mitigation is required, the permittee will develop the mitigation site concurrently with, or in advance of, the site construction unless the Corps determines on a project specific basis that it is not practical to do so. This will ensure that aquatic functions are not lost for long periods of time (e.g. temporal loss) which could adversely affect water quality and wildlife. The requirement for conservation easements or deed restrictions will be determined on a project specific basis.
3. The permittee shall ensure that sedimentation and soil erosion control measures are in place prior to commencement of construction activities. These measures will remain in place and be properly maintained throughout construction. Sedimentation and soil control measures shall include the installation of straw bale barriers, silt fencing and/or other approved methods to control sedimentation and erosion. Sedimentation and erosion controls will not be placed in "waters of the U.S." except if specifically approved by the District.
4. The permittee shall ensure that areas disturbed by any construction activity, including channel and stream banks, are immediately stabilized and revegetated with a combination of non-invasive plants (grasses, legumes and shrubs) which are compatible with the affected area and will not compete with native vegetation.
5. The permittee shall ensure that no in-stream construction activity is performed during periods of high stream flow or during the fish spawning season (April 1 through June 30) without first contacting the Kentucky Department of Fish and Wildlife Resources (KDFWR) for their expertise on impacts to the fishery resource. Additionally, the discharge of dredged and/or fill material in known waterfowl breeding and wintering areas must be avoided to the maximum extent practicable.
6. The permittee will ensure that the activity authorized will not disrupt movement of those aquatic species indigenous to the waterbody, including those species which normally migrate through the area, unless the activity's specific purpose is to impound water.
7. The permittee shall ensure that all construction equipment is refueled and maintained on an upland site away from existing streams, drainageways and wetland areas. Heavy equipment working in wetlands must be placed on mats or other measures must be taken to minimize soil disturbance.

8. The permittee must comply with any case specific special conditions added by the Corps or by the State Section 401 Water Quality Certification (WQC). The conditions imposed in the State Section 401 WQC are also conditions of this LOP.

9. The permittee shall ensure that no activity authorized by the LOP may cause more than a minimal adverse effect on navigation.

10. The permittee shall ensure proper maintenance of any structure or fill authorized by the LOP, in good condition and in conformance with the terms and conditions of the LOP, including maintenance to ensure public safety. The permittee is not relieved of this requirement if the permitted activity is abandoned, although the permittee may make a good faith transfer to a third party. Should the permittee wish to cease to maintain the authorized activity or desire to abandon it without a good faith transfer, the permittee must obtain a modification to the LOP from the Corps, which may require restoration of the area.

11. The permittee shall not perform any work within any Wild and Scenic Rivers or in any river officially designated as a "study river" for possible inclusion in the system, unless the appropriate Federal agency, with direct management responsibility for such river, has determined in writing that the proposed activity authorized by the LOP will not adversely affect the Wild and Scenic River designation or study status. Information on Wild and Scenic Rivers may be obtained from the appropriate Federal Land Management agency in the area (e.g. U.S. Forest Service, Bureau of Land Management, the National Parks Service, or the U.S. Fish and Wildlife Service).

12. The permittee shall not perform any work under the LOP which is likely to jeopardize the continued existence of a threatened or endangered species or a species proposed for such designation, as identified under the Federal Endangered Species Act, or which is likely to destroy or adversely modify the critical habitat of such species. The permittee shall notify the Corps and coordinate the proposed action with the USFWS to determine if any listed species or critical habitat might be affected and/or adversely modified by the proposed work. No activity is authorized under the LOP which "may affect" a listed species or critical habitat, unless Section 7 consultation addressing the effects of the proposed activity has been completed. At the direction of the Corps, the permittee shall complete the necessary consultation with the USFWS, satisfying the requirements of Section 7(a)(2) of the Endangered Species Act. The permittee shall not begin work until notified by the District Engineer that the requirements of the Endangered Species Act have been satisfied and that the activity is authorized. Authorization of an activity under the LOP does not authorize the "take" of a threatened or endangered species as defined under the Federal Endangered Species Act. In the absence of separate authorization (e.g., an ESA Section 10 Permit, a Biological Opinion with "incidental take" provisions, etc.) from the U.S. Fish and Wildlife Service, both lethal and non-lethal "takes" of protected species are in violation of the Endangered Species Act.

Obligations under Section 7 of the Act must be reconsidered by the Corps Districts if (1) new information reveals impacts of the proposed action may affect listed species or critical habitat in a manner not previously considered, (2) the proposed action is subsequently modified to include activities which were not considered during consultation, or (3) new species are listed or critical habitat designated that might be affected

by the proposed action.

13. The permittee shall not perform any activity under the LOP which may affect historic properties listed, or eligible for listing, in the National Register of Historic Places until the District Engineer has complied with the provisions of 33 CFR Part 325, Appendix C. The permittee must notify the District Engineer if the activity authorized by the LOP may affect any historic properties listed, determined to be eligible or which the permittee has reason to believe may be eligible for listing on the National Register of Historic Places, and shall not begin construction until notified by the District Engineer that the requirements of the National Historic Preservation Act have been satisfied and that the activity is authorized. Information on the location and existence of historic resources can be obtained from the Kentucky Heritage Council.

If the permittee discovers any previously unknown historic or archaeological remains while accomplishing the activity authorized by the LOP, work must be immediately stopped and this office immediately notified regarding the discovery. The District will initiate the Federal, Tribal and State coordination required to determine if the remains warrant a recovery effort or if the site is eligible for listing in the National Register of Historic Places.

14. The permittee shall not perform any work under the LOP where the discharge of dredged and/or fill material will occur in the proximity of a public water supply intake.

15. No activity, including structures or work in "waters of the U.S." or discharges of dredged or fill material may consist of unsuitable materials (e.g. trash, debris, car bodies, asphalt, etc.) and that materials used for construction or discharge must be free from toxic pollutants in toxic amounts.

16. The permittee shall, to the maximum extent practicable, design the project to maintain pre-construction downstream flow conditions. Furthermore, the work must not permanently restrict or impede the passage of normal or expected high flows and the structure or discharge of fill must withstand expected high flows. The project must provide, to the maximum extent practicable, for retaining excess flows from the site and for establishing flow rates from the site similar to pre-construction conditions.

17. The permittee shall ensure that all temporary fills, authorized under the LOP, be removed in their entirety and the affected areas returned to pre-construction elevation.

18. Representatives from the Corps of Engineers and/or the State of Kentucky may inspect any authorized activity or mitigation site at any time deemed necessary to ensure compliance with the terms and conditions of the LOP, Section 401 WQC, and applicable laws.

19. All work authorized by this LOP must be completed within five years after the date of the Corps authorization letter. If you find you need more time to complete the authorized activity, submit your request for a time extension to this office for consideration at least three months before the expiration date.

20. The permittee, after completion of work under the LOP, shall submit a signed certification letter regarding the completed work and required mitigation, if applicable. The certification letter will include a statement that the work was done in accordance with the LOP authorization including compliance with all general and special conditions and completion of mitigation work.

21. You must allow representatives from this office to inspect the authorized activity at any time deemed necessary to ensure that it is being or has been accomplished with the terms and conditions of the LOP.

22. For Section 10 waters, if future operations by the United States require the removal, relocation, or other alteration, of the structure or work authorized, or if, in the opinion of the Secretary of the Army or his authorized representative, said structure or work shall cause unreasonable obstruction to the free navigation of the navigable waters, the permittee will be required, upon due notice from the Corps of Engineers, to remove, relocate, or alter the structural work or obstructions caused thereby, without expense to the United States. No claim shall be made against the United States on account of any such removal or alteration.

PRELIMINARY JURISDICTIONAL DETERMINATION FORM

BACKGROUND INFORMATION

A. REPORT COMPLETION DATE FOR PRELIMINARY JURISDICTIONAL DETERMINATION (JD): December 12, 2015

B. NAME AND ADDRESS OF PERSON REQUESTING PRELIMINARY JD:
Roy Collins, KYTC, 200 Mero Street, Frankfort, KY 40622

C. DISTRICT OFFICE, FILE NAME, AND NUMBER: CELRL, Nicholasville Bypass, LRL-2015-653

D. PROJECT LOCATION(S) AND BACKGROUND INFORMATION:
Section II of the Nicholasville Bypass, from US-27 to KY-39

(USE THE ATTACHED TABLE TO DOCUMENT MULTIPLE WATERBODIES AT DIFFERENT SITES)

State: KY **County/parish/borough:** Jessamine **City:** Nicholasville, KY
Center coordinates of site (lat/long in degree decimal format):
Lat. N 37.860532° Long. W 84.561041° **Universal Transverse Mercator:**

Name of nearest waterbody: Town Fork

Identify (estimate) amount of waters in the review area:

Non-wetland waters: 3,837 linear feet **width (ft) and/or 0.36 acres. Cowardin Class:**
Riverine
Stream Flow: Ephemeral, Intermittent, & Perennial
Wetlands: 0.0 acres.

Name of any water bodies on the site that have been identified as Section 10 waters:

Tidal: None

Non-Tidal: None

E. REVIEW PERFORMED FOR SITE EVALUATION (CHECK ALL THAT APPLY):

Office (Desk) Determination. Date:

Field Determination. Date(s): September 10, 2015

1. The Corps of Engineers believes that there may be jurisdictional waters of the United States on the subject site, and the permit applicant or other affected party who requested this preliminary JD is hereby advised of his or her option to request and obtain an approved jurisdictional determination (JD) for that site. Nevertheless, the permit applicant or other person who requested this preliminary JD has declined to exercise the option to obtain an approved JD in this instance and at this time.


2. In any circumstance where a permit applicant obtains an individual permit, or a Nationwide General Permit (NWP) or other general permit verification requiring "pre-construction notification" (PCN), or requests verification for a non-reporting NWP or other general permit, and the permit applicant has not requested an approved JD for the activity, the permit applicant is hereby made aware of the following: (1) the permit applicant has elected to seek a permit authorization based on a preliminary JD, which does not make an official determination of jurisdictional waters; (2) that the applicant has the option to request an approved JD before accepting the terms and conditions of the permit authorization, and that basing a permit authorization on an approved JD could possibly result in less compensatory mitigation being required or different special conditions; (3) that the applicant has the right to request an individual permit rather than accepting the terms and conditions of the NWP or other general permit authorization; (4) that the applicant can accept a permit authorization and thereby agree to comply with all the terms and conditions of that permit, including whatever mitigation requirements the Corps has determined to be necessary; (5) that undertaking any activity in reliance upon the subject permit authorization without requesting an approved JD constitutes the applicant's acceptance of the use of the preliminary JD, but that either form of JD will be processed as soon as is practicable; (6) accepting a permit authorization (e.g., signing a proffered individual permit) or undertaking any activity in reliance on any form of Corps permit authorization based on a preliminary JD constitutes agreement that all wetlands and other water bodies on the site affected in any way by that activity are jurisdictional waters of the United States, and precludes any challenge to such jurisdiction in any administrative or judicial compliance or enforcement action, or in any administrative appeal or in any Federal court; and (7) whether the applicant elects to use either an approved JD or a preliminary JD, that JD will be processed as soon as is practicable. Further, an approved JD, a proffered individual permit (and all terms and conditions contained therein), or individual permit denial can be administratively appealed pursuant to 33 C.F.R. Part 331, and that in any administrative appeal, jurisdictional issues can be raised (see 33 C.F.R. 331.5(a)(2)). If, during that administrative appeal, it becomes necessary to make an official determination whether CWA jurisdiction exists over a site, or to provide an official delineation of jurisdictional waters on the site, the Corps will provide an approved JD to accomplish that result, as soon as is practicable. This preliminary JD finds that there "may be" waters of the United States on the subject project site, and identifies all aquatic features on the site that could be affected by the proposed activity, based on the following information:


| Station Number | Site Number | Lat | Long | Cowardin Class | Estimated Amount of Aquatic Resource In Review Area (ac) | Linear feet of Aquatic Resource | Class of Aquatic Resource |
|----------------|-------------|-----------|------------|----------------|--|---------------------------------|-----------------------------|
| 110+5 | 1 | 37.845490 | -84.581401 | R4 | 0.036 | 793' | non-section 10--non-wetland |
| 110+9 | 2 | 37.845116 | -84.581327 | R4 | 0.008 | 172' | non-section 10--non-wetland |
| 133+0 | 3 | 37.845032 | -84.574039 | R6 | 0.003 | 139' | non-section 10--non-wetland |
| 144+5 | 4 | 37.844967 | -84.569979 | R2 | 0.074 | 404' | non-section 10--non-wetland |
| 151+9 | 5 | 37.845357 | -84.567663 | R2 | 0.038 | 273' | non-section 10--non-wetland |
| 178+0 | 6 | 37.851023 | -84.562883 | R6 | 0.028 | 307' | non-section 10--non-wetland |
| 188+3 | 7 | 37.853800 | -84.562055 | R6 | 0.116 | 338' | non-section 10--non-wetland |
| 190+1 | 8 | 37.854134 | -84.561569 | R6 | 0.007 | 307' | non-section 10--non-wetland |
| 210+0 | 9 | 37.859561 | -84.560105 | R6 | 0.010 | 283' | non-section 10--non-wetland |
| 218+1 | 10 | 37.861586 | -84.559396 | R4 | 0.036 | 390' | non-section 10--non-wetland |
| 34+2 | 11 | 37.869996 | -84.555291 | R2 | 0.008 | 208' | non-section 10--non-wetland |
| 39+7 | 12 | 37.868548 | -84.554960 | R2 | 0.014 | 223' | non-section 10--non-wetland |

- Data sheets prepared/submitted by or on behalf of the applicant/consultant.
 - Office concurs with data sheets/delineation report.
 - Office does not concur with data sheets/delineation report.
- Data sheets prepared by the Corps:
- Corps navigable waters' study:
- U.S. Geological Survey Hydrologic Atlas:
 - USGS NHD data.
 - USGS 8 and 12 digit HUC maps.
- U.S. Geological Survey map(s). Cite scale & quad name:1:24,000 -Little Hickman.
- USDA Natural Resources Conservation Service Soil Survey. Citation:

- National wetlands inventory map(s). Cite name:National Wetland Inventory Polygons-GIS coverage.
- State/Local wetland inventory map(s):
- FEMA/FIRM maps:
- 100-year Floodplain Elevation is: (National Geodectic Vertical Datum of 1929)
- Photographs: Aerial (Name & Date):NAIP Color Imagery 2012 - 1 meter coverage.
- or Other (Name & Date):
- Previous determination(s). File no. and date of response letter:
- Other information (please specify):

IMPORTANT NOTE: The information recorded on this form has not necessarily been verified by the Corps and should not be relied upon for later jurisdictional determinations.


Signature and date of
Regulatory Project Manager
(REQUIRED)


Signature and date of
person requesting preliminary JD
(REQUIRED, unless obtaining
the signature is impracticable)

ADDRESSES FOR COORDINATING AGENCIES

Mr. Duncan Powell
USEPA, Region 4
Sam Nunn Atlanta Federal Center
61 Forsyth Street, SW
Atlanta, GA 30303-8960

Mr. Lee Andrews
U.S. Fish & Wildlife Service
JC Watts Federal Building
330 West Broadway, Room 265
Frankfort, KY 40601

Ms. Andrea Keatley
Kentucky Energy & Environment Cabinet
Division of Water
200 Fair Oaks, 4th Floor
Frankfort, KY 40601

Mr. Gregory Johnson, Commissioner
KY Dept. of Fish and Wildlife Resources
#1 Sportsman's Lane
Frankfort, KY 40601



STEVEN L. BESHEAR
GOVERNOR

LEONARD K. PETERS
SECRETARY

ENERGY AND ENVIRONMENT CABINET

DEPARTMENT FOR ENVIRONMENTAL PROTECTION
DIVISION OF WATER
200 FAIR OAKS LANE, 4TH FLOOR
FRANKFORT, KENTUCKY 40601
www.kentucky.gov

December 9, 2015

Mr. David Waldner
Kentucky Transportation Cabinet
200 Mero Street
Frankfort, KY 40622

Re: Water Quality Certification # 2015-096-1
Nicholasville Bypass - Jessamine Co
USACE ID No.: LRL-2015-653
KYTC Item No.: 7-87.50
AI No.: 126841, Activity ID: APE20150001
Town Fork Tributaries
Jessamine County, Kentucky

Dear Mr. Waldner:

Pursuant to Section 401 of the Clean Water Act (CWA), the Commonwealth of Kentucky certifies it has reasonable assurances that applicable water quality standards under Kentucky Administrative Regulations Title 401, Chapter 10, established pursuant to Sections 301, 302, 303, 304, 306, and 307 of the CWA, will not be violated by the above referenced project provided that the U.S. Army Corps of Engineers authorizes the activity under 33 CFR part 330, and the attached conditions are met.

All future correspondence on this project must reference **AI No. 126841**. **The attached document is your official Water Quality Certification; please read it carefully.** If you should have any questions concerning the conditions of this water quality certification, please contact Ms. Joyce Fry of my staff by calling (502) 564-3410.

Sincerely,

A handwritten signature in black ink that reads "Andrea Keatley".

Andrea Keatley, Water Quality Branch Manager
Water Quality Certification Section
Kentucky Division of Water

AK:JF

Attachment

cc: Layna Thrush, USACE: Louisville District, Layna.E.Thrush@usace.army.mil
Lee Andrews, USFWS: Frankfort, Teresa_Hyatt@fws.gov
Roy Collins, KYTC: Frankfort, RoyC.Collins@ky.gov
Malissa McAlister, Kentucky River Authority and Basin Coordinator, Malissa McAlister
mmcalister@uky.edu

KTC Water Quality Certification

Nicholasville Bypass - Jessamine Co

Facility Requirements

Permit Number: WQC#2015-096-1

Activity ID No.:APE20150001

STRC000000001 (Transportation Project) 3,837 linear ft. stream impact:

Submittal/Action Requirements:

| Condition No. | Condition |
|---------------|---|
| S-1 | The Kentucky Transportation Cabinet shall notify the Division : Due prior to any construction activity. Notify Joyce Fry at (502) 564-3410 or joyce.fry@ky.gov at least two weeks before the start of construction. [Clean Water Act] |
| S-2 | The Kentucky Department of Transportation shall notify the Division : Due when construction is complete. Notify Joyce Fry at (502) 564-3410 or joyce.fry@ky.gov no later than two weeks post-construction. [Clean Water Act] |

Narrative Requirements:

| Condition No. | Condition |
|---------------|---|
| T-1 | The work approved by this certification shall be limited to: - the construction of Section II of Nicholasville Bypass from US-27 to KY-39 resulting in impacts to approximately 3,837 linear ft. of stream (1,446 linear ft. perennial, 1,183 linear ft. intermittent, 1,208 linear ft. ephemeral stream). Note that the stream at Site #2 was determined to be an ephemeral stream by the U.S. Army Corps of Engineers and the figures above reflect that change in the jurisdictional determination. [Clean Water Act] |
| T-2 | The Kentucky Department of Transportation proposes to use 2,296 AMUs from the Bluegrass Station Stream Bank as mitigation for impacts associated with this project. [Clean Water Act] |
| T-3 | All work performed under this certification shall adhere to the design and specifications set forth in the "Application for Construction Across or Along a Stream and/or Water Quality Certification" signed August 5, 2015. [Clean Water Act] |
| T-4 | The applicant is responsible for preventing degradation of waters of the Commonwealth from soil erosion. An erosion and sedimentation control plan must be designed, implemented, and maintained in effective operating condition at all times during construction. [Clean Water Act] |
| T-5 | The Division of Water reserves the right to modify or revoke this certification should it be determined that the activity is in noncompliance with any condition set forth in this certification. [Clean Water Act] |
| T-6 | If construction does not commence within one year of the date of this letter, this certification will become void. A letter requesting a renewal should be submitted. [Clean Water Act] |

KTC Water Quality Certification

Nicholasville Bypass - Jessamine Co

Facility Requirements

Permit Number: WQC#2015-096-1

Activity ID No.:APE20150001

Page 2 of 2

STRC0000000001 (Transportation Project) 3,837 linear ft. stream impact:

Narrative Requirements:

| Condition No. | Condition |
|---------------|---|
| T-7 | Other permits from the Division of Water may be required for this activity. If this activity occurs within a floodplain, a Permit to Construct Across or Along a Stream may be required. Please contact the Floodplain Section Supervisor (502-564-3410) for more information. If the project will disturb one acre or more of land, or is part of a larger common plan of development or sale that will ultimately disturb one acre or more of land, a Kentucky Pollution Discharge Elimination System (KPDES) stormwater permit shall be required from the Surface Water Permits Branch. This permit requires the development of a Stormwater Pollution Prevention Plan (SWPPP). The SWPPP must include erosion prevention and sediment control measures. Contact: Surface Water Permits Branch (SWPB) Support (502-564-3410 or SWPBsupport@ky.gov) |
| T-8 | Dredging work shall not be conducted during the fish spawning season, April 15th through June 15th. [Clean Water Act] |
| T-9 | Check dams are not allowed within the stream channel. [Clean Water Act] |
| T-10 | Remove all sediment and erosion control measures after re-vegetation has become well-established. [Clean Water Act] |

Special Note

Filing of eNOI for KPDES Construction Stormwater Permit

County: Jessamine

Route: US-27 (Bypass)

Item No.: 7-87.5

KDOW Submittal ID: 112545

Project Description:


Construct Nicholasville Bypass from US 27 South of Nicholasville Northeast to KY 39 East of Nicholasville.

A Notice of Intent for obtaining coverage under the Kentucky Pollutant Discharge Elimination System (KPDES) General Permit for Stormwater Discharges Associated with Construction Activities (KYR10) has been drafted, a copy of which is attached. Upon award, the Contractor will be identified in Section III of the form as “Building Contractor” and it will be submitted for approval to the Kentucky Division of Water. The Contractor shall be responsible for advancing the work in a manner that is compliant with all applicable and appropriate KYTC specifications for sediment and erosion control as well as meeting the requirements of the KYR10 permit and the KDOW.

If there are any questions regarding this note, please contact David Waldner, Director, Division of Environmental Analysis, TCOB, 200 Mero Street, Frankfort, KY 40622, Phone: (502) 564-7250.

Thank you for submitting your information via the Kentucky Department for Environmental Protection eForms website. Please save a copy of this submittal for your records. We recommend saving a copy as a .mht, .html, or .htm file. The Submittal ID for this transaction is 112545 and was submitted on October 12, 2017 05:07 PM Eastern Time. If you need to contact DEP regarding your submission, please reference your Submittal ID.

The eForm Submittal ID allows you to use the data from this submittal as a template and/or download a copy of your submittal.

| | |
|---|--|
|  | <h2 style="margin: 0;">KENTUCKY POLLUTION DISCHARGE</h2> <h3 style="margin: 0;">ELIMINATION SYSTEM (KPDES)</h3> <p style="margin: 0;">Notice of Intent (NOI) for coverage of Storm Water Discharge Associated with Construction Activities Under the KPDES Storm Water General Permit KYR100000</p> <p style="margin: 0;"> Click here for Instructions (Controls/KPDES_FormKYR10_Instruction) </p> <p style="margin: 0;"> Click here to obtain information and a copy of the KPDES General Permit. <small>(http://dep.ky.gov/formslibrary/Documents/KYR10PermitPage.</small> </p> <p style="margin: 0;"> <small>(* indicates a required field; (âœ) indicates a field may be required based on user input or is an optionally required field</small> </p> |
|---|--|

| | | |
|--|---|--|
| Reason for Submittal:(*) <input type="text" value="Application for New Permit"/> | Agency Interest ID: <input type="text" value="Agency Interest ID"/> | Permit Number:(✓) <input type="text" value="KPDES Permit Number"/> |
| If change to existing permit coverage is requested, describe the changes for which modification of coverage is being sought:(✓) <input style="width: 100%; height: 20px;" type="text"/> | | |
| ELIGIBILITY: Stormwater discharges associated with construction activities disturbing individually one (1) acre or more, including, in the case of a common plan of development, contiguous construction activities that cumulatively equal one (1) acre or more of disturbance. | | |
| EXCLUSIONS: The following are excluded from coverage under this general permit: 1) Are conducted at or on properties that have obtained an individual KPDES permit for the discharge of other wastewaters which requires the development and implementation of a Best Management Practices (BMP) plan; 2) Any operation that the DOW determines an individual permit would better address the discharges from that operation; 3) Any project that discharges to an Impaired Water listed in the most recent Integrated Report, Â§305(b) as impaired for sediment and for which an approved TMDL has been developed. | | |
| SECTION I -- FACILITY OPERATOR INFORMATION (PERMITTEE) | | |
| Company Name:(✓) <input type="text" value="Kentucky Transportation Cabine"/> | First Name:(✓) <input type="text" value="Kelly"/> | M.I.: <input type="text" value="I"/> |
| Last Name:(✓) <input type="text" value="Baker"/> | | State:(*) <input type="text" value="Kentucky"/> |
| Mailing Address:(*) <input type="text" value="763 East New Circle Roa"/> | City:(*) <input type="text" value="Lexington"/> | Zip:(*) <input type="text" value="40511"/> |
| eMail Address:(*) <input type="text"/> | Business Phone:(*) <input type="text"/> | Alternate Phone: <input type="text"/> |

| | | |
|--|---|---|
| <input type="text" value="kelly.baker@ky.gov"/> | <input type="text" value="(859) 246-2355"/> | <input type="text" value="Phone"/> |
| SECTION II -- GENERAL SITE LOCATION INFORMATION | | |
| Project Name:(*) <input type="text" value="East Nicholasville Bypass New Route"/> | Status of Owner/Operator(*) <input type="text" value="State Governn"/> | SIC Code(*) <input type="text" value=""/> |
| Company Name:(✓) <input type="text" value="Kentucky Transportation Cabine"/> | First Name:(✓) <input type="text" value="Kelly"/> | M.I.: <input type="text" value="I"/> |
| Last Name:(✓) <input type="text" value="Baker"/> | | |
| Site Physical Address:(*) <input type="text" value="US 27 South of Nicholasville, Northeasterly to KY 39, East of Nicholasville"/> | | |
| City:(*) <input type="text" value="Nicholasville"/> | State:(*) <input type="text" value="Kentucky"/> | Zip:(*) <input type="text" value="40340"/> |
| County:(*) <input type="text" value="Jessamine"/> | Latitude(decimal degrees)(*)DMS to DD Converter (https://www.fcc.gov/media/radio/dms-to-dd) <input type="text" value="37.849444"/> | Longitude(decimal degrees)(*) <input type="text" value="-84.563333"/> |
| SECTION III -- SPECIFIC SITE ACTIVITY INFORMATION | | |
| Project Description:(*) <input type="text" value="Construct new bypass from US 27 South to KY 39"/> | | |
| a. For single projects provide the following information | | |
| Total Number of Acres in Project:(✓) <input type="text" value="124.3"/> | Total Number of Acres Disturbed:(✓) <input type="text" value="124.3"/> | |
| Anticipated Start Date:(✓) <input type="text" value="1/15/2018"/> | Anticipated Completion Date:(✓) <input type="text" value="10/15/2019"/> | |
| b. For common plans of development provide the following information | | |
| Total Number of Acres in Project:(✓) <input type="text" value="# Acre(s)"/> | Total Number of Acres Disturbed:(✓) <input type="text" value="# Acre(s)"/> | |
| Number of individual lots in development, if applicable:(✓) <input type="text" value="# lot(s)"/> | Number of lots in development:(✓) <input type="text" value="# lot(s)"/> | |
| Total acreage of lots intended to be developed:(✓) <input type="text" value="Project Acres"/> | Number of acres intended to be disturbed at any one time:(✓) <input type="text" value="Disturbed Acres"/> | |
| Anticipated Start Date:(✓) <input type="text" value=""/> | Anticipated Completion Date:(✓) <input type="text" value=""/> | |
| List Building Contractor(s) at the time of Application:(*) | | |
| <input type="text" value="Company Name"/> | | |

SECTION IV -- IF THE PERMITTED SITE DISCHARGES TO A WATER BODY THE FOLLOWING INFORMATION IS REQUIRED

Discharge Point(s):

| Unnamed Tributary? | Latitude | Longitude | Receiving Water Name |
|--------------------|-----------|------------|----------------------|
| No | 37.845225 | -84.585085 | Town Fork |
| No | 37.845902 | -84.585569 | Town Fork |
| No | 37.846677 | -84.585737 | Town Fork |
| No | 37.846762 | -84.585307 | Town Fork |
| No | 37.846101 | -84.582708 | Town Fork |
| No | 37.845667 | -84.577276 | Town Fork |
| No | 37.845409 | -84.573262 | Town Fork |
| No | 37.845453 | -84.569544 | Town Fork |
| No | 37.845738 | -84.56786 | Town Fork |
| No | 37.845881 | -84.56732 | Town Fork |
| No | 37.846306 | -84.567234 | Town Fork |
| No | 37.846397 | -84.567099 | Town Fork |
| No | 37.846501 | -84.566279 | Town Fork |
| No | 37.847333 | -84.563294 | Town Fork |
| No | 37.850883 | -84.563473 | Town Fork |
| No | 37.853821 | -84.56264 | Town Fork |
| No | 37.859703 | -84.560967 | Town Fork |
| No | 37.859753 | -84.560906 | Town Fork |
| No | 37.861294 | -84.560086 | Town Fork |
| No | 37.864638 | -84.553667 | Town Fork |
| No | 37.864499 | -84.553816 | Town Fork |
| No | 37.863263 | -84.552694 | Town Fork |
| No | 37.86315 | -84.552936 | Town Fork |

SECTION V -- IF THE PERMITTED SITE DISCHARGES TO A MS4 THE FOLLOWING INFORMATION IS REQUIRED

Name of MS4:

| | |
|--|---|
| Date of application/notification to the MS4 for construction site permit coverage: <input type="text" value="Date"/> | Discharge Point(s):(*) <input type="text" value="Latitude"/> <input type="text" value="Longitude"/> |
|--|---|

SECTION VI -- WILL THE PROJECT REQUIRE CONSTRUCTION ACTIVITIES IN A WATER BODY OR THE RIPARIAN ZONE?

| | |
|---|---|
| Will the project require construction activities in a water body or the riparian zone?:(*) | <input type="text" value="No"/> |
| If Yes, describe scope of activity: (✓) | <input type="text" value="describe scope of activity"/> |
| Is a Clean Water Act 404 permit required?:(*) | <input type="text" value="Yes"/> |
| Is a Clean Water Act 401 Water Quality Certification required?:(*) | <input type="text" value="Yes"/> |

SECTION VII -- NOI PREPARER INFORMATION

| | | | |
|---|--|---|--|
| First Name:(*) <input type="text" value="Clinton"/> | M.I.: <input type="text" value="I"/> | Last Name:(*) <input type="text" value="Smith"/> | Company Name:(*) <input type="text" value="Kentucky Transportation Cabine"/> |
| Mailing Address:(*) <input type="text" value="753 East New Circle Rd"/> | City:(*) <input type="text" value="Lexington"/> | State:(*) <input type="text" value="Kentucky"/> | Zip:(*) <input type="text" value="40511"/> |
| eMail Address:(*) <input type="text" value="clinton.smith@ky.gov"/> | Business Phone:(*) <input type="text" value="(859) 246-2355"/> | Alternate Phone: <input type="text" value="Phone"/> | |

SECTION VIII -- ATTACHMENTS

| | | | | | |
|---|--|-------|--|---|---------------------------------------|
| Facility Location Map:(*) | <input type="button" value="Upload file"/> | | | | |
| | <table border="1"> <tr> <td>Files</td> <td></td> </tr> <tr> <td><input checked="" type="checkbox"/> eNOI Topo Map.pdf (6.0MB)</td> <td><input type="button" value="Remove"/></td> </tr> </table> | Files | | <input checked="" type="checkbox"/> eNOI Topo Map.pdf (6.0MB) | <input type="button" value="Remove"/> |
| Files | | | | | |
| <input checked="" type="checkbox"/> eNOI Topo Map.pdf (6.0MB) | <input type="button" value="Remove"/> | | | | |
| Supplemental Information: | <input type="button" value="Upload file"/> | | | | |

SECTION IX -- CERTIFICATION

I certify under penalty of law that this document and all attachments were prepared under my direction or supervision in accordance with a system designed to assure that qualified personnel properly gather and evaluate the information submitted. Based on my inquiry of the person or persons who manage the system, or those persons directly responsible for gathering the information submitted is, to the best of my knowledge and belief, true, accurate, and complete. I am aware that there are significant penalties for submitting false information, including the possibility of fine and imprisonment for knowing violations.

| | | |
|--|---|----------------------|
| Signature:(*) <input type="text" value="Stuart Goodpaster"/> | Title:(*) <input type="text" value="TE I"/> | |
| First Name:(*) | M.I.: | Last Name:(*) |

| | | | | |
|--|---|----------------------------------|--------------------------------------|--|
| Stuart | | MI | Goodpaster | |
| eMail Address:(*) stuart.goodpaster@ky.gc | Business Phone:(*) (859) 246-2355 | Alternate Phone: Phone | Signature Date:(*) 10/12/2 | |
| Click to Save Values for Future Retrieval Click to Submit to DEP | | | | |

KyTC BMP Plan for Project CID ## - #####



Kentucky Transportation Cabinet

Highway District Seven (1)

And

_____ **(2), Construction**

Kentucky Pollutant Discharge Elimination System

Permit KYR10

Best Management Practices (BMP) plan

Groundwater protection plan

For Highway Construction Activities

For

Jessamine County

East Nicholas Bypass New Route

Project: CID ## - #####

KPDES BMP Plan Page 1 of 14

Revised 3/4/2016

KyTC BMP Plan for Project CID ## -

Project information

Note – (1) = Design (2) = Construction (3) = Contractor

1. Owner – *Kentucky Transportation Cabinet, District Seven*
2. Resident Engineer: (2)
3. Contractor name: (2)
Address: (2)

Phone number: (2)
Contact: (2)
Contractors agent responsible for compliance with the KPDES permit requirements (3):
4. Project Control Number (2)
5. Route: *East Nicholasville Bypass (New Route)*
6. Latitude/Longitude: *37/50/58 North, 84/33/48 West*
7. County: Jessamine
8. Project start date (date work will begin): (2)
9. Projected completion date: (2)

KyTC BMP Plan for Project CID ## -

A. Site description:

1. Nature of Construction Activity: *Construct new bypass from US27 South of Nicholasville, northeasterly to KY 39, east of Nicholasville.*
2. Order of major soil disturbing activities (2) and (3)
3. Projected volume of material to be moved: 524,259 cu yds Excavation & 393,679 cu yds Embankment
4. Estimate of total project area: 124.3 acres
5. Estimate of area to be disturbed: 124.3 acres
6. Post construction runoff coefficient will be included in the project drainage folder. Persons needing information pertaining to the runoff coefficient will contact the resident engineer to request this information
7. Data describing existing soil condition: *The project is located in the Little Hickman (GQ #792) Geological Quadrangle. The geologic mapping indicates the soils are alluvium consisting of clays, silts and sands. The bedrock is primarily of Lexington Limestone which consists of limestone interbedded with shale. The bedrock within the project is susceptible to karst features. No karst features were encountered during the investigation but karst features may be encountered during construction. It is recommended that a quantity for "Cleaning and Capping Sinkholes" and Sepia Sheet 003 "Treatment of Open Sinkholes" be included in the plans. ((2)*
8. Data describing existing discharge water quality (if any) (1) & (2)
9. Receiving water name: *Unnamed tributaries of Town Fork.*
10. TMDLs and Pollutants of Concern in Receiving Waters: (1 DEA)
11. Site map – Project layout sheet plus the erosion control sheets in the project plans that depict Disturbed Drainage Areas (DDAs) and related information. These sheets depict the existing project conditions with areas delineated by DDA (drainage area bounded by watershed breaks and right of way limits), the storm water discharge locations (either as a point discharge or as overland flow) and the areas that drain to each discharge point. These plans define the limits of areas to be disturbed and the location of control measures. Controls will be either site specific as designated by the designer or will be annotated by the contractor and

KyTC BMP Plan for Project CID ## -

resident engineer before disturbance commences. The project layout sheet shows the surface waters and wetlands.

12. Potential sources of pollutants:

The primary source of pollutants is solids that are mobilized during storm events. Other sources of pollutants include oil/fuel/grease from servicing and operating construction equipment, concrete washout water, sanitary wastes and trash/debris. (3)

B. Sediment and Erosion Control Measures:

1. Plans for highway construction projects will include erosion control sheets that depict Disturbed Drainage Areas (DDAs) and related information. These plan sheets will show the existing project conditions with areas delineated by DDA within the right of way limits, the discharge points and the areas that drain to each discharge point. Project managers and designers will analyze the DDAs and identify Best Management Practices (BMPs) that are site specific. The balance of the BMPs for the project will be listed in the bid documents for selection and use by the contractor on the project with approval by the resident engineer.

Projects that do not have DDAs annotated on the erosion control sheets will employ the same concepts for development and managing BMP plans.

2. Following award of the contract, the contractor and resident engineer will annotate the erosion control sheets showing location and type of BMPs for each of the DDAs that will be disturbed at the outset of the project. This annotation will be accompanied by an order of work that reflects the order or sequence of major soil moving activities. The remaining DDAs are to be designated as "Do Not Disturb" until the contractor and resident engineer prepare the plan for BMPs to be employed. The initial BMP's shall be for the first phase (generally Clearing and Grubbing) and shall be modified as needed as the project changes phases. The BMP Plan will be modified to reflect disturbance in additional DDA's as the work progresses. All DDA's will have adequate BMP's in place before being disturbed.
3. As DDAs are prepared for construction, the following will be addressed for the project as a whole or for each DDA as appropriate:

KyTC BMP Plan for Project CID ## -

- Construction Access – This is the first land-disturbing activity. As soon as construction begins, bare areas will be stabilized with gravel and temporary mulch and/or vegetation.
- At the beginning of the project, all DDAs for the project will be inspected for areas that are a source of storm water pollutants. Areas that are a source of pollutants will receive appropriate cover or BMPs to arrest the introduction of pollutants into storm water. Areas that have not been opened by the contractor will be inspected periodically (once per month) to determine if there is a need to employ BMPs to keep pollutants from entering storm water.
- Clearing and Grubbing – The following BMP's will be considered and used where appropriate.
 - Leaving areas undisturbed when possible.
 - Silt basins to provide silt volume for large areas.
 - Silt Traps Type A for small areas.
 - Silt Traps Type C in front of existing and drop inlets which are to be saved
 - Diversion ditches to catch sheet runoff and carry it to basins or traps or to divert it around areas to be disturbed.
 - Brush and/or other barriers to slow and/or divert runoff.
 - Silt fences to catch sheet runoff on short slopes. For longer slopes, multiple rows of silt fence may be considered.
 - Temporary Mulch for areas which are not feasible for the fore mentioned types of protections.
 - Non-standard or innovative methods.
- Cut & Fill and placement of drainage structures - The BMP Plan will be modified to show additional BMP's such as:
 - Silt Traps Type B in ditches and/or drainways as they are completed
 - Silt Traps Type C in front of pipes after they are placed
 - Channel Lining
 - Erosion Control Blanket
 - Temporary mulch and/or seeding for areas where construction activities will be ceased for 21 days or more.
 - Non-standard or innovative methods
- Profile and X-Section in place – The BMP Plan will be modified to show elimination of BMP's which had to be removed and the addition of new BMP's as the roadway was shaped. Probably changes include:
 - Silt Trap Type A, Brush and/or other barriers, Temporary Mulch, and any other BMP which had to be removed for final grading to take place.
 - Additional Silt Traps Type B and Type C to be placed as final drainage patterns are put in place.
 - Additional Channel Lining and/or Erosion Control Blanket.

KyTC BMP Plan for Project CID ## -

- Temporary Mulch for areas where Permanent Seeding and Protection cannot be done within 21 days.
- Special BMP's such as Karst Policy
- Finish Work (Paving, Seeding, Protect, etc.) – A final BMP Plan will result from modifications during this phase of construction. Probably changes include:
 - Removal of Silt Traps Type B from ditches and drainways if they are protected with other BMP's which are sufficient to control erosion, i.e. Erosion Control Blanket or Permanent Seeding and Protection on moderate grades.
 - Permanent Seeding and Protection
 - Placing Sod
 - Planting trees and/or shrubs where they are included in the project
- BMP's including Storm Water Management Devices such as velocity dissipation devices and Karst policy BMP's to be installed during construction to control the pollutants in storm water discharges that will occur after construction has been completed are : (1)

C. Other Control Measures

1. No solid materials, including building materials, shall be discharged to waters of the commonwealth, except as authorized by a Section 404 permit.

2. Waste Materials

All waste materials that may leach pollutants (paint and paint containers, caulk tubes, oil/grease containers, liquids of any kind, soluble materials, etc.) will be collected and stored in appropriate covered waste containers. Waste containers shall be removed from the project site on a sufficiently frequent basis as to not allow wastes to become a source of pollution. All personnel will be instructed regarding the correct procedure for waste disposal. Wastes will be disposed in accordance with appropriate regulations. Notices stating these practices will be posted in the office.

3. Hazardous Waste

All hazardous waste materials will be managed and disposed of in the manner specified by local or state regulation. The contractor shall notify the Section Engineer if there any hazardous wastes being generated at the project site and how these wastes are being managed. Site personnel will be instructed with regard to proper storage and handling of hazardous wastes when required. The Transportation Cabinet will file for generator, registration

KyTC BMP Plan for Project CID ## -

when appropriate, with the Division of Waste Management and advise the contractor regarding waste management requirements.

4. Spill Prevention

The following material management practices will be used to reduce the risk of spills or other exposure of materials and substances to the weather and/or runoff.

➤ **Good Housekeeping:**

The following good housekeeping practices will be followed onsite during the construction project.

- An effort will be made to store only enough product required to do the job
- All materials stored onsite will be stored in a neat, orderly manner in their appropriate containers and, if possible, under a roof or other enclosure
- Products will be kept in their original containers with the original manufacturer's label
- Substances will not be mixed with one another unless recommended by the manufacturer
- Whenever possible, all of the product will be used up before disposing of the container
- Manufacturers' recommendations for proper use and disposal will be followed
- The site contractor will inspect daily to ensure proper use and disposal of materials onsite

➤ **Hazardous Products:**

These practices will be used to reduce the risks associated with any and all hazardous materials.

- Products will be kept in original containers unless they are not resealable
- Original labels and material safety data sheets (MSDS) will be reviewed and retained
- Contractor will follow procedures recommended by the manufacturer when handling hazardous materials
- If surplus product must be disposed of, manufacturers' or state/local recommended methods for proper disposal will be followed

The following product-specific practices will be followed onsite:

KyTC BMP Plan for Project CID ## -

➤ **Petroleum Products:**

Vehicles and equipment that are fueled and maintained on site will be monitored for leaks, and receive regular preventative maintenance to reduce the chance of leakage. Petroleum products onsite will be stored in tightly sealed containers, which are clearly labeled and will be protected from exposure to weather.

The contractor shall prepare an Oil Pollution Spill Prevention Control and Countermeasure plan when the project that involves the storage of petroleum products in 55 gallon or larger containers with a total combined storage capacity of 1,320 gallons. This is a requirement of 40 CFR 112.

This project (will / will not) (3) have over 1,320 gallons of petroleum products with a total capacity, sum of all containers 55 gallon capacity and larger.

➤ **Fertilizers:**

Fertilizers will be applied at rates prescribed by the contract, standard specifications or as directed by the resident engineer. Once applied, fertilizer will be covered with mulch or blankets or worked into the soil to limit exposure to storm water. Storage will be in a covered shed. The contents of any partially used bags of fertilizer will be transferred to a sealable plastic bin to avoid spills.

➤ **Paints:**

All containers will be tightly sealed and stored indoors or under roof when not being used. Excess paint or paint wash water will not be discharged to the drainage or storm sewer system but will be properly disposed of according to manufacturers' instructions or state and local regulations.

➤ **Concrete Truck Washout:**

Concrete truck mixers and chutes will not be washed on pavement, near storm drain inlets, or within 75 feet of any ditch, stream, wetland, lake, or sinkhole. Where possible, excess concrete and wash water will be discharged to areas prepared for pouring new concrete, flat areas to be paved that are away from ditches or drainage system features, or other locations that will not drain off site. Where this approach is not possible, a shallow earthen wash basin will be excavated away from ditches to receive the wash water

➤ **Spill Control Practices**

In addition to the good housekeeping and material management practices discussed in the previous sections of this plan, the following practices will be followed for spill prevention and cleanup:

KyTC BMP Plan for Project CID ## -

- Manufacturers' recommended methods for spill cleanup will be clearly posted. All personnel will be made aware of procedures and the location of the information and cleanup supplies.
- Materials and equipment necessary for spill cleanup will be kept in the material storage area. Equipment and materials will include as appropriate, brooms, dust pans, mops, rags, gloves, oil absorbents, sand, sawdust, and plastic and metal trash containers.
- All spills will be cleaned up immediately after discovery.
- The spill area will be kept well ventilated and personnel will wear appropriate protective clothing to prevent injury from contact with a hazardous substance.
- Spills of toxic or hazardous material will be reported to the appropriate state/local agency as required by KRS 224 and applicable federal law.
- The spill prevention plan will be adjusted as needed to prevent spills from reoccurring and improve spill response and cleanup.
- Spills of products will be cleaned up promptly. Wastes from spill clean up will be disposed in accordance with appropriate regulations.

D. Other State and Local Plans

This BMP plan shall include any requirements specified in sediment and erosion control plans, storm water management plans or permits that have been approved by other state or local officials. Upon submittal of the NOI, other requirements for surface water protection are incorporated by reference into and are enforceable under this permit (even if they are not specifically included in this BMP plan). This provision does not apply to master or comprehensive plans, non-enforceable guidelines or technical guidance documents that are not identified in a specific plan or permit issued for the construction site by state or local officials. (1)

E. Maintenance

1. The BMP plan shall include a clear description of the maintenance procedures necessary to keep the control measures in good and effective operating condition.
- Maintenance of BMPs during construction shall be a result of weekly and post rain event inspections with action being taken by the contractor to correct deficiencies.
 - Post Construction maintenance will be a function of normal highway maintenance operations. Following final project acceptance by the cabinet, district highway crews will be responsible for identification and correction of deficiencies regarding ground cover and cleaning of storm water BMPs. The project manager shall identify any BMPs that will be for

KyTC BMP Plan for Project CID ## -

the purpose of post construction storm water management with specific guidance for any non-routine maintenance. (1)

F. Inspections

Inspection and maintenance practices that will be used to maintain erosion and sediment controls:

- All erosion prevention and sediment control measures will be inspected at least once each week and following any rain of one-half inch or more.
- Inspections will be conducted by individuals that have successfully completed the KEPSC-RI course as required by Section 213.02.02 of the Standard Specifications for Road and Bridge Construction, current edition.
- Inspection reports will be written, signed, dated, and kept on file.
- Areas at final grade will be seeded and mulched within 14 days.
- Areas that are not at final grade where construction has ceased for a period of 21 days or longer and soil stock piles shall receive temporary mulch no later than 14 days from the last construction activity in that area.
- All measures will be maintained in good working order; if a repair is necessary, it will be initiated within 24 hours of being reported.
- Built-up sediment will be removed from behind the silt fence before it has reached halfway up the height of the fence.
- Silt fences will be inspected for bypassing, overtopping, undercutting, depth of sediment, tears, and to ensure attachment to secure posts.
- Sediment basins will be inspected for depth of sediment, and built-up sediment will be removed when it reaches 50 percent of the design capacity and at the end of the job.
- Diversion dikes and berms will be inspected and any breaches promptly repaired. Areas that are eroding or scouring will be repaired and re-seeded / mulched as needed.
- Temporary and permanent seeding and mulching will be inspected for bare spots, washouts, and healthy growth. Bare or eroded areas will be repaired as needed.
- All material storage and equipment servicing areas that involve the management of bulk liquids, fuels, and bulk solids will be inspected weekly for conditions that represent a release or possible release of pollutants to the environment.

KyTC BMP Plan for Project CID ## -

G. Non – Storm Water discharges

It is expected that non-storm water discharges may occur from the site during the construction period. Examples of non-storm water discharges include:

- Water from water line flushings.
- Water form cleaning concrete trucks and equipment.
- Pavement wash waters (where no spills or leaks of toxic or hazardous materials have occurred).
- Uncontaminated groundwater and rain water (from dewatering during excavation).

All non-storm water discharges will be directed to the sediment basin or to a filter fence enclosure in a flat vegetated infiltration area or be filtered via another approved commercial product.

H. Groundwater Protection Plan (3)

This plan serves as the groundwater protection plan as required by 401 KAR 5:037.

- Contractors statement: (3)

The following activities, as enumerated by 401 KAR 5:037 Section 2 that require the preparation and implementation of a groundwater protection plan, will or may be may be conducted as part of this construction project:

_____ 2. (e) land treatment or land disposal of a pollutant;

_____ 2. (f) Storing, ..., or related handling of hazardous waste, solid waste or special waste, ..., in tanks, drums, or other containers, or in piles, (This does not include wastes managed in a container placed for collection and removal of municipal solid waste for disposal off site);

_____ 2. (g) Handling of materials in bulk quantities (equal or greater than 55 gallons or 100 pounds net dry weight transported held in an individual container) that, if released to the environment, would be a pollutant;

_____ 2. (j) Storing or related handling of road oils, dust suppressants,, at a central location;

KyTC BMP Plan for Project CID ## - #####

_____ 2. (k) Application or related handling of road oils, dust suppressants or deicing materials, (does not include use of chloride-based deicing materials applied to roads or parking lots);

_____ 2. (m) Installation, construction, operation, or abandonment of wells, bore holes, or core holes, (this does not include bore holes for the purpose of explosive demolition);

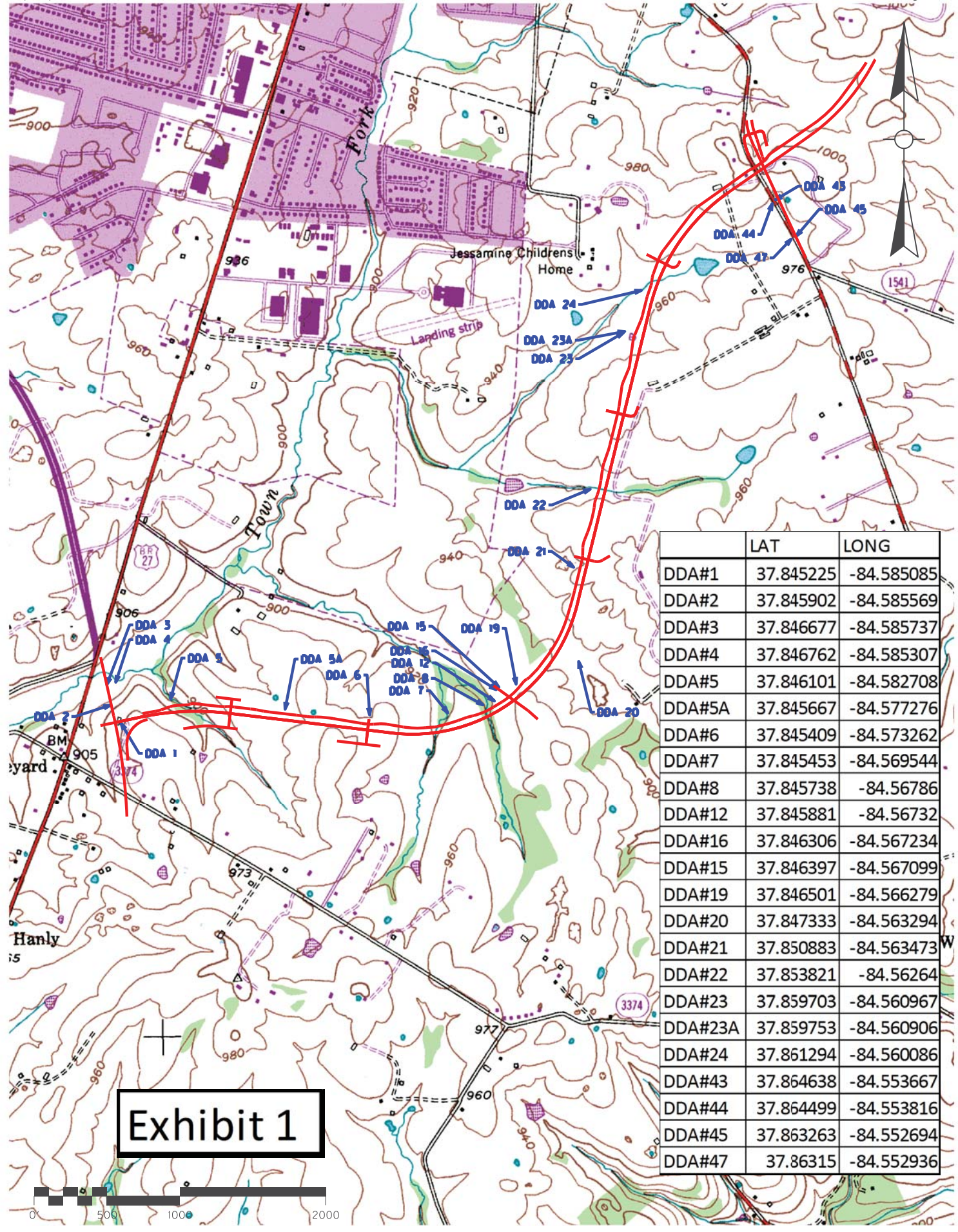
Or, check the following only if there are no qualifying activities

_____ There are no activities for this project as listed in 401 KAR 5:037 Section 2 that require the preparation and implementation of a groundwater protection plan.

The contractor is responsible for the preparation of a plan that addresses the

401 KAR 5:037 Section 3. (3) Elements of site specific groundwater protection plan:

- (a) General information about this project is covered in the Project information;
- (b) Activities that require a groundwater protection plan have been identified above;
- (c) Practices that will protect groundwater from pollution are addressed in section C. Other control measures.
- (d) Implementation schedule – all practices required to prevent pollution of groundwater are to be in place prior to conducting the activity;
- (e) Training is required as a part of the ground water protection plan. All employees of the contractor, sub-contractor and resident engineer personnel will be trained to understand the nature and requirements of this plan as they pertain to their job function(s). Training will be accomplished within one week of employment and annually thereafter. A record of training will be maintained by the contractor with a copy provide to the resident engineer.
- (f) Areas of the project and groundwater plan activities will be inspected as part of the weekly sediment and erosion control inspections
- (g) Certification (see signature page.)



| | LAT | LONG |
|---------|-----------|------------|
| DDA#1 | 37.845225 | -84.585085 |
| DDA#2 | 37.845902 | -84.585569 |
| DDA#3 | 37.846677 | -84.585737 |
| DDA#4 | 37.846762 | -84.585307 |
| DDA#5 | 37.846101 | -84.582708 |
| DDA#5A | 37.845667 | -84.577276 |
| DDA#6 | 37.845409 | -84.573262 |
| DDA#7 | 37.845453 | -84.569544 |
| DDA#8 | 37.845738 | -84.56786 |
| DDA#12 | 37.845881 | -84.56732 |
| DDA#16 | 37.846306 | -84.567234 |
| DDA#15 | 37.846397 | -84.567099 |
| DDA#19 | 37.846501 | -84.566279 |
| DDA#20 | 37.847333 | -84.563294 |
| DDA#21 | 37.850883 | -84.563473 |
| DDA#22 | 37.853821 | -84.56264 |
| DDA#23 | 37.859703 | -84.560967 |
| DDA#23A | 37.859753 | -84.560906 |
| DDA#24 | 37.861294 | -84.560086 |
| DDA#43 | 37.864638 | -84.553667 |
| DDA#44 | 37.864499 | -84.553816 |
| DDA#45 | 37.863263 | -84.552694 |
| DDA#47 | 37.86315 | -84.552936 |

Exhibit 1

DATE: ssssdattesss USER: sssssuseresss FILE NAME: sssdesignfilespecificatnasss

KENTUCKY TRANSPORTATION CABINET COMMUNICATION ALL PROMISES (CAP)

Item Number
07-0087.50

County
JESSAMINE

Route

Project Manager
kytc\robin.sprague

| CAP # | Date of Promise | Requestor | Location of Promise: | CAP Description |
|--------------|------------------------|------------------|-----------------------------|---|
| 1 | 8/6/15 | Howard Downing | P#6 | The Contractor needs to be aware that the property owner is concerned that blasting may affect the spring located at approximately Rt. Sta. 116+00. |

PART II
SPECIFICATIONS AND STANDARD DRAWINGS

SPECIFICATIONS REFERENCE

Any reference in the plans or proposal to previous editions of the *Standard Specifications for Road and Bridge Construction* and *Standard Drawings* are superseded by *Standard Specifications for Road and Bridge Construction, Edition of 2012* and *Standard Drawings, Edition of 2016*.

SUPPLEMENTAL SPECIFICATIONS

The contractor shall use the Supplemental Specifications that are effective at the time of letting.
The Supplemental Specifications can be found at the following link:

<http://transportation.ky.gov/Construction/Pages/Kentucky-Standard-Specifications.aspx>

SPECIAL NOTE FOR PORTABLE CHANGEABLE MESSAGE SIGNS

This Special Note will apply when indicated on the plans or in the proposal.

1.0 DESCRIPTION. Furnish, install, operate, and maintain variable message signs at the locations shown on the plans or designated by the Engineer. Remove and retain possession of variable message signs when they are no longer needed on the project.

2.0 MATERIALS.

2.1 General. Use LED Variable Message Signs Class I, II, or III, as appropriate, from the Department's List of Approved Materials.

Unclassified signs may be submitted for approval by the Engineer. The Engineer may require a daytime and nighttime demonstration. The Engineer will make a final decision within 30 days after all required information is received.

2.2 Sign and Controls. All signs must:

- 1) Provide 3-line messages with each line being 8 characters long and at least 18 inches tall. Each character comprises 35 pixels.
- 2) Provide at least 40 preprogrammed messages available for use at any time. Provide for quick and easy change of the displayed message; editing of the message; and additions of new messages.
- 3) Provide a controller consisting of:
 - a) Keyboard or keypad.
 - b) Readout that mimics the actual sign display. (When LCD or LCD type readout is used, include backlighting and heating or otherwise arrange for viewing in cold temperatures.)
 - c) Non-volatile memory or suitable memory with battery backup for storing pre-programmed messages.
 - d) Logic circuitry to control the sequence of messages and flash rate.
- 4) Provide a serial interface that is capable of supporting complete remote control ability through land line and cellular telephone operation. Include communication software capable of immediately updating the message, providing complete sign status, and allowing message library queries and updates.
- 5) Allow a single person easily to raise the sign to a satisfactory height above the pavement during use, and lower the sign during travel.
- 6) Be Highway Orange on all exterior surfaces of the trailer, supports, and controller cabinet.
- 7) Provide operation in ambient temperatures from -30 to + 120 degrees Fahrenheit during snow, rain and other inclement weather.
- 8) Provide the driver board as part of a module. All modules are interchangeable, and have plug and socket arrangements for disconnection and reconnection. Printed circuit boards associated with driver boards have a conformable coating to protect against moisture.
- 9) Provide a sign case sealed against rain, snow, dust, insects, etc. The lens is UV stabilized clear plastic (polycarbonate, acrylic, or other approved material) angled to prevent glare.
- 10) Provide a flat black UV protected coating on the sign hardware, character PCB, and appropriate lens areas.
- 11) Provide a photocell control to provide automatic dimming.

- 12) Allow an on-off flashing sequence at an adjustable rate.
- 13) Provide a sight to aim the message.
- 14) Provide a LED display color of approximately 590 nm amber.
- 15) Provide a controller that is password protected.
- 16) Provide a security device that prevents unauthorized individuals from accessing the controller.
- 17) Provide the following 3-line messages preprogrammed and available for use when the sign unit begins operation:

| | |
|-------------------------|-------------------------|
| /KEEP/RIGHT/=>=>=>/ | /MIN/SPEED/**MPH/ |
| /KEEP/LEFT/<<<</ | /ICY/BRIDGE/AHEAD/ /ONE |
| /LOOSE/GRAVEL/AHEAD/ | LANE/BRIDGE/AHEAD/ |
| /RD WORK/NEXT/**MILES/ | /ROUGH/ROAD/AHEAD/ |
| /TWO WAY/TRAFFIC/AHEAD/ | /MERGING/TRAFFIC/AHEAD/ |
| /PAINT/CREW/AHEAD/ | /NEXT/**/MILES/ |
| /REDUCE/SPEED/**MPH/ | /HEAVY/TRAFFIC/AHEAD/ |
| /BRIDGE/WORK/**0 FT/ | /SPEED/LIMIT/**MPH/ |
| /MAX/SPEED/**MPH/ | /BUMP/AHEAD/ |
| /SURVEY/PARTY/AHEAD/ | /TWO/WAY/TRAFFIC/ |

*Insert numerals as directed by the Engineer.
Add other messages during the project when required by the Engineer.

2.3 Power.

- 1) Design solar panels to yield 10 percent or greater additional charge than sign consumption. Provide direct wiring for operation of the sign or arrow board from an external power source to provide energy backup for 21 days without sunlight and an on-board system charger with the ability to recharge completely discharged batteries in 24 hours.

3.0 CONSTRUCTION. Furnish and operate the variable message signs as designated on the plans or by the Engineer. Ensure the bottom of the message panel is a minimum of 7 feet above the roadway in urban areas and 5 feet above in rural areas when operating. Use Class I, II, or III signs on roads with a speed limit less than 55 mph. Use Class I or II signs on roads with speed limits 55 mph or greater.

Maintain the sign in proper working order, including repair of any damage done by others, until completion of the project. When the sign becomes inoperative, immediately repair or replace the sign. Repetitive problems with the same unit will be cause for rejection and replacement.

Use only project related messages and messages directed by the Engineer, unnecessary messages lessen the impact of the sign. Ensure the message is displayed in either one or 2 phases with each phase having no more than 3 lines of text. When no message is needed, but it is necessary to know if the sign is operable, flash only a pixel.

When the sign is not needed, move it outside the clear zone or where the Engineer directs. Variable Message Signs are the property of the Contractor and shall be removed from the project when no longer needed. The Department will not assume ownership of these signs.

4.0 MEASUREMENT. The final quantity of Variable Message Sign will be

11

the actual number of individual signs acceptably furnished and operated during the project. The Department will not measure signs replaced due to damage or rejection.

5.0 PAYMENT. The Department will pay for the Variable Message Signs at the unit price each. The Department will not pay for signs replaced due to damage or rejection. Payment is full compensation for furnishing all materials, labor, equipment, and service necessary to, operate, move, repair, and maintain or replace the variable message signs. The Department will make payment for the completed and accepted quantities under the following:

| <u>Code</u> | <u>Pay Item</u> | <u>Pay Unit</u> |
|-------------|----------------------------------|-----------------|
| 02671 | Portable Changeable Message Sign | Each |

Effective June 15, 2012

SPECIAL NOTE FOR ROCK BLASTING

This Special Note will apply when indicated on the plans or in the proposal. Section references herein are to the Department's 2012 Standard Specifications for Road and Bridge Construction.

1.0 DESCRIPTION. This work consists of fracturing rock and constructing stable final rock cut faces using presplit blasting and production blasting techniques.

2.0 MATERIALS. Deliver, store, and use explosives according to the manufacturer's recommendations and applicable laws. Do not use explosives outside their recommended use date. Verify date of manufacture and provide copies of the technical data sheets (TDS) and material safety data sheets (MSDS) to the Engineer. Explosives and initiating devices include, but are not necessarily limited to, dynamite and other high explosives, slurries, water gels, emulsions, blasting agents, initiating explosives, detonators, blasting caps, and detonating cord.

3.0 CONSTRUCTION. Furnish copies or other proof of all-applicable permits and licenses. Comply with Federal, State, and local regulations on the purchase, transportation, storage, and use of explosive material. Regulations include but are not limited to the following:

- 1) KRS 351.310 through 351.9901.
- 2) 805 KAR 4:005 through 4:165
- 3) Applicable rules and regulations issued by the Office of Mine Safety and Licensing.
- 4) Safety and health. OSHA, 29 CFR Part 1926, Subpart U.
- 5) Storage, security, and accountability. Bureau of Alcohol, Tobacco, and Firearms (BATF), 27 CFR Part 181.
- 6) Shipment. DOT, 49 CFR Parts 171-179, 390-397.

3.1 Blaster-in-Charge. Designate in writing a blaster-in-charge and any proposed alternates for the position. Submit documentation showing the blaster-in-charge, and alternates, have a valid Kentucky blaster's license. Ensure the blaster-in-charge or approved alternate is present at all times during blasting operations.

3.2 Blasting Plans. Blasting plans and reports are for quality control and record keeping purposes. Blasting reports are to be signed by the blaster-in-charge or the alternate blaster-in-charge. The general review and acceptance of blasting plans does not relieve the Contractor of the responsibility whatsoever for conformance to regulations or for obtaining the required results. All blasting plans shall be submitted to the Engineer. The Engineer will be responsible for submitting the plan to the Central Office Division of Construction and the Division of Mine Reclamation and Enforcement, Explosives and Blasting Branch at the following address: 2 Hudson Hollow, Frankfort, Kentucky, 40601.

- A) General Blasting Plan.** Submit a general blasting plan for acceptance at least 15 working days before drilling operations begin. Include, as a minimum, the following safety and procedural details:

- 1) Working procedures and safety precautions for storing, transporting, handling, detonating explosives. Include direction on pre and post blast audible procedures, methods of addressing misfires, and methods of addressing inclement weather, including lightning.
- 2) Proposed product selection for both dry and wet holes. Furnish Manufacturer's TDS and MSDS for all explosives, primers, initiators, and other blasting devices.
- 3) Proposed initiation and delay methods.
- 4) Proposed format for providing all the required information for the site specific blasting shot reports.

B) Preblast Meeting. Prior to drilling operations, conduct a preblast meeting to discuss safety and traffic control issues and any site specific conditions that will need to be addressed. Ensure, at a minimum, that the Engineer or lead inspector, Superintendent, blaster-in-charge, and all personnel involved in the blasting operation are present. Site specific conditions include blast techniques; communication procedures; contingency plans and equipment for dealing with errant blast material. The conditions of the General Blasting plan will be discussed at this meeting. Record all revisions and additions made to the blasting plan and obtain written concurrence by the blaster-in-charge. Provide a copy of the signed blast plan to the Engineer along with the sign in sheet from the preblast meeting.

3.3 Preblast Condition Survey and Vibration Monitoring and Control. Before blasting, arrange for a preblast condition survey of nearby buildings, structures, or utilities, within 500 feet of the blast or that could be at risk from blasting damage. Provide the Engineer a listing of all properties surveyed and any owners denying entry or failing to respond. Notify the Engineer and occupants of buildings at risk at least 24 hours before blasting.

Limit ground vibrations and airblast to levels that will not exceed limits of 805 KAR 4:005 through 4:165. More restrictive levels may be specified in the Contract.

Size all blast designs based on vibration, distance to nearest building or utility, blast site geometry, atmospheric conditions and other factors. Ground vibrations are to be controlled according to the blasting standards and scaled distance formulas in 805 KAR 4:020 or by the use of seismographs as allowed in 805 KAR 4:030. The Department will require seismographs at the nearest allowable location to the protected site when blasting occurs within 500 feet of buildings, structures, or utilities.

3.4 Blasting. Drill and blast at the designated slope lines according to the blasting plan. Perform presplitting to obtain smooth faces in the rock and shale formations. Perform the presplitting before blasting and excavating the interior portion of the specified cross section at any location. The Department may allow blasting for fall benches and haul roads prior to presplitting when blasting is a sufficient distance from the final slope and results are satisfactory to the Engineer. Use the types of explosives and blasting accessories necessary to obtain the required results.

Free blast holes of obstructions for their entire depth. Place charges without caving the blast hole walls. Stem the upper portion of all blast holes with dry sand or other granular material passing the 3/8-inch sieve. Dry drill cuttings are acceptable for stemming when blasts are more than 800 feet from the nearest dwelling.

11D

Stop traffic during blasting operations when blasting near any road and ensure traffic does not pass through the Danger Zone. The blaster-in-charge will define the Danger Zone prior to each blast. Ensure traffic is stopped outside the Danger Zone, and in no case within 800 feet of the blast location.

Following a blast, stop work in the entire blast area, and check for misfires before allowing worker to return to excavate the rock.

Remove or stabilize all cut face rock that is loose, hanging, or potentially dangerous. Leave minor irregularities or surface variations in place if they do not create a hazard. Drill the next lift only after the cleanup work and stabilization work is complete.

When blasting operations cause fracturing of the final rock face, repair or stabilize it in an approved manner at no cost to the Department.

Halt blasting operations in areas where any of the following occur:

- 1) Slopes are unstable;
- 2) Slopes exceed tolerances or overhangs are created;
- 3) Backslope damage occurs;
- 4) Safety of the public is jeopardized;
- 5) Property or natural features are endangered;
- 6) Fly rock is generated; or
- 7) Excessive ground or airblast vibrations occur in an area where damage to buildings, structures, or utilities is possible.
- 8) The Engineer determines that materials have become unsuitable for blasting

Blasting operations may continue at a reasonable distance from the problem area or in areas where the problems do not exist. Make the necessary modifications to the blasting operations and perform a test blast to demonstrate resolution of the problem.

A) Drill Logs. Maintain a layout drawing designating hole numbers with corresponding drill logs and provide a copy of this information to the blaster prior to loading the hole. Ensure the individual hole logs completed by the driller(s) show their name; date drilled; total depth drilled; and depths and descriptions of significant conditions encountered during drilling that may affect loading such as water, voids, changes in rock type.

B) Presplitting. Conduct presplitting operations in conformance with Subsection 204.03.04 of the Standard Specifications for Road and Bridge Construction.

3.5 Shot Report. Maintain all shot reports on site for review by the Department. Within one day after a blast, complete a shot report according to the record keeping requirements of 805 KAR 4:050. Include all results from airblast and seismograph monitoring.

3.6 Unacceptable Blasting. When unacceptable blasting occurs, the Department will halt all blasting operations. Blasting will not resume until the Department completes its investigation and all concerns are addressed. A blast is unacceptable when it results in fragmentation beyond the final rock face, fly rock, excessive vibration or airblast, overbreak, damage to the final rock face or overhang. Assume the cost for all resulting damages to private and public property and hold the Department harmless.

11D

When an errant blast or fly rock causes damage to or blocks a road or conveyance adjacent to the roadway, remove all debris from the roadway as quickly as practicable and perform any necessary repairs. Additionally, when specified in the Contract, the Department will apply a penalty.

Report all blasting accidents to the Division of Mine Reclamation and Enforcement, Explosives and Blasting Branch at 502-564-2340.

4.0 MEASUREMENT AND PAYMENT. The Department will not measure this work for payment and will consider all items contained in this note to be incidental to either Roadway Excavation or Embankment-in-Place, as applicable. However, if the Engineer directs in writing slope changes, then the Department will pay for the second presplitting operation as Extra Work.

The Department will measure for payment material lying outside the typical section due to seams, broken formations, or earth pockets, including any earth overburden removed with this material, only when the work is performed under authorized adjustments.

The Department will not measure for payment any extra material excavated because of the drill holes being offset outside the designated slope lines.

The Department will not measure for payment any material necessary to be removed due to the inefficient or faulty blasting practices.

June 15, 2012

SPECIAL NOTE FOR TURF REINFORCING MAT

1.0 DESCRIPTION. Install turf reinforcement mat at locations specified in the Contract or as the Engineer directs. Section references herein are to the Department's 2012 Standard Specifications for Road and Bridge Construction.

2.0 MATERIALS.

2.1 Turf Reinforcement Mat (TRM). Use a Turf Reinforcement Mat defined as permanent rolled erosion control product composed of non-degradable synthetic fibers, filaments, nets, wire mesh and/or other elements, processed into a three-dimensional matrix of sufficient thickness and from the Department's List of Approved Materials. Mats must be 100% UV stabilized materials. For TRMs containing degradable components, all physical property values must be obtained on the non-degradable portion of the matting exclusively. Ensure product labels clearly show the manufacturer or supplier name, style name, and roll number. Ensure labeling, shipment and storage follows ASTM D-4873. The Department will require manufacturer to provide TRMs that are machine constructed web of mechanically or melt bonded nondegradable fibers entangled to form a three dimensional matrix. The Department will require all long term performance property values in table below to be based on non degradable portion of the matting alone. Approved methods include polymer welding, thermal or polymer fusion, or placement of fibers between two high strength biaxially oriented nets mechanically bound by parallel stitching with polyolefin thread. Ensure that mats designated in the plans as Type 4 mats, are not to be manufactured from discontinuous or loosely held together by stitching or glued netting or composites. Type 4 mats shall be composed of geosynthetic matrix that exhibits a very high interlock and reinforcement capacities with both soil and root systems and with high tensile modulus. The Department will require manufacturer to use materials chemically and biologically inert to the natural soil environments conditions. Ensure the blanket is smolder resistant without the use of chemical additives. When stored, maintain the protective wrapping and elevate the mats off the ground to protect them from damage. The Department will not specify these materials for use in heavily acidic coal seam areas or other areas with soil problems that would severally limit vegetation growth.

- A) Dimensions. Ensure TRMs are furnished in strips with a minimum width of 4 feet and length of 50 feet.
- B) Weight. Ensure that all mat types have a minimum mass per unit area of 7 ounces per square yard according to ASTM D 6566.
- C) Performance Testing: The Department will require AASHTO's NTPEP index testing. The Department will also require the manufacturer to perform internal MARV testing at a Geosynthetic Accreditation Institute – Laboratory Accreditation Program (GAI-LAP) accredited laboratory for tensile strength, tensile elongation, mass per unit area, and thickness once every 24,000 yds of production or whatever rate is required to ensure 97.7% confidence under ASTM D4439& 4354. The Department will require Full scale testing for slope and channel applications shear stress shall be done under ASTM D 6459, ASTM D 6460-07 procedures.

2.2 Classifications

The basis for selection of the type of mat required will be based on the long term shear stress level of the mat of the channel in question or the degree of slope to protect and will be designated in the contract. The Type 4 mats are to be used at structural backfills protecting critical

structures, utility cuts, areas where vehicles may be expected to traverse the mat, channels with large heavy drift, and where higher factors of safety, very steep slopes and/or durability concerns are needed as determined by project team and designer and will be specified in the plans by designer.

| Turf Reinforcement Matting | | | | | |
|--|---------------------|-----------------------|---------------------|-----------------------|---|
| Properties ¹ | Type 1 | Type 2 | Type 3 | Type 4 | Test Method |
| Minimum tensile Strength lbs/ft | 125 | 150 | 175 | 3000 by 1500 | ASTM D6818 ² |
| UV stability (minimum % tensile retention) | 80 | 80 | 80 | 90 | ASTM D4355 ³ (1000-hr exposure) |
| Minimum thickness (inches) | 0.25 | 0.25 | 0.25 | 0.40 | ASTM D6525 |
| Slopes applications | 2H:1V or flatter | 1.5H:1V or flatter | 1H:1V or flatter | 1 H: 1V or greater | |
| Shear stress lbs/ft ² Channel applications | 6.0 ⁴ | 8.0 ⁴ | 10.0 ⁴ | 12.0 ⁴ | ASTM D6459 ASTM D6460-07 |

¹ For TRMs containing degradable components, all physical property values must be obtained on the non-degradable portion of the matting alone.

²Minimum Average Roll Values for tensile strength of sample material machine direction.

³Tensile Strength percentage retained after stated 1000 hr duration of exposure under ASTM D4355 testing. Based on nondegradable components exclusively.

⁴Maximum permissible shear design values based on short-term (0.5 hr) vegetated data obtained by full scale flume testing ASTM D6459, D6460-07. Based on nondegradable components exclusively. Testing will be done at Independent Hydraulics Facility such as Colorado State University hydraulics laboratory, Utah State University hydraulics laboratory, Texas Transportation Institute (TTI) hydraulics and erosion control laboratory.

2.3 Quality Assurance Sampling, Testing, and Acceptance

- A) Provide TRM listed on the Department’s List of Approved Materials. Prior to inclusion on the LAM, the manufacturer of TRM must meet the physical and performance criteria as outlined in the specification and submit a Letter Certifying compliance of the product under the above ASTM testing procedures and including a copy of report from Full Scale Independent Hydraulics Facility that Fully Vegetated Shear Stress meets shear stress requirements tested under D6459 and D6460-07.
- B) Contractors will provide a Letter of Certification from Manufacturer stating the product name, manufacturer, and that the product MARV product unit testing results meets Department criteria. Provide Letters once per project and for each product.
- C) Acceptance shall be in accordance with ASTM D-4759 based on testing performed by a Geosynthetic Accreditation Institute – Laboratory Accreditation Program (GAI-LAP) accredited laboratory using Procedure A of ASTM D-4354.

Current mats meeting the above criteria are shown on the Department’s List of Approved Materials.

2.4 Fasteners. When the mat manufacturer does not specify a specific fastener, use steel wire U-shaped staples with a minimum diameter of 0.09 inches (11 gauge), a minimum width of one inch and a minimum length of 12 inches. Use a heavier gauge when working in rocky or clay soils and longer lengths in sandy soils as directed by Engineer or Manufacturer’s Representative. Provide staples with colored tops when requested by the Engineer.

3.0 CONSTRUCTION. When requested by the Engineer, provide a Manufacturer’s Representative on-site to oversee and approve the initial installation of the mat. When requested by the Engineer, provide a letter from the Manufacturer approving the installation. When there is a conflict between the Department’s criteria and the Manufacturer’s criteria, construct using the more restrictive. The Engineer and Manufacturer’s Representative must approve all alternate installation methods prior to execution. Construct according to the Manufacturer’s recommendations and the following as minimum installation technique:

3.1 Site Preparation. Grade areas to be treated with matting and compact. Remove large rocks, soil clods, vegetation, roots, and other sharp objects that could keep the mat from intimate contact with subgrade. Prepare seedbed by loosening the top 2 to 3 inch of soil.

3.2 Installation. Install mats according to Standard Drawing Sepias “Turf Mat Channel Installation” and “Turf Mat Slope Installation.” Install mats at the specified elevation and alignment. Anchor the mats with staples with a minimum length of 12 inches. Use longer anchors for installations in sandy, loose, or wet soils as directed by the Engineer or Manufacturer’s Representative. The mat should be in direct contact with the soil surface.

4.0 MEASUREMENT. The Department will measure the quantity of Turf Reinforcement Mat by the square yard of surface covered. The Department will not measure preparation of the bed, providing a Manufacturer’s Representative, topsoil, or seeding for payment and will consider them incidental to the Turf Reinforcement Mat. The Department will not measure any reworking of slopes or channels for payment as it is considered corrective work and incidental to the Turf Reinforcement Mat. Seeding and protection will be an incidental item.

5.0 PAYMENT. The Department will make payment for the completed and accepted quantities under the following:

| <u>Code</u> | <u>Pay Item</u> | <u>Pay Unit</u> |
|-------------|--------------------------|-----------------|
| 23274EN11F | Turf Reinforcement Mat 1 | Square Yard |
| 23275EN11F | Turf Reinforcement Mat 2 | Square Yard |
| 23276EN11F | Turf Reinforcement Mat 3 | Square Yard |
| 23277EN11F | Turf Reinforcement Mat 4 | Square Yard |

June 15, 2012

SPECIAL NOTE FOR BARCODE LABEL ON PERMANENT SIGNS

1.0 DESCRIPTION. Install barcode label on sheeting signs. Section references herein are to the Department's 2012 Standard Specifications for Road and Bridge Construction.

2.0 MATERIALS. The Department will provide the Contractor with a 2 inch x 1 inch foil barcode label for each permanent sheeting sign. A unique number will be assigned to each barcode label.

The Contractor shall contact the Operations and Pavement Management Branch in the Division of Maintenance at (502) 564-4556 to obtain the barcode labels.

3.0 CONSTRUCTION. Apply foil barcode label in the lower right quadrant of the sign back. Signs where the bottom edge is not parallel to the ground, the lowest corner of the sign shall serve as the location to place the barcode label. The barcode label shall be placed no less than one-inch and no more than three inches from any edge of the sign. The barcode must be placed so that the sign post does not cover the barcode label.

Barcodes shall be applied in an indoor setting with a minimum air temperature of 50°F or higher. Prior to application of the barcode label, the back of the sign must be clean and free of dust, oil, etc. If the sign is not clean, an alcohol swab shall be used to clean the area. The area must be allowed to dry prior to placement of the barcode label.

Data for each sign shall include the barcode number, MUTCD reference number, sheeting manufacturer, sheeting type, manufacture date, color of primary reflective surface, installation date, latitude and longitude using the North American Datum of 1983 (NAD83) or the State Plane Coordinates using an x and y ordinate of the installed location.

Data should be provided electronically on the TC 71-229 Sign Details Information and TC 71-230 Sign Assembly Information forms. The Contractor may choose to present the data in a different format provided that the information submitted to the Department is equivalent to the information required on the Department TC forms. The forms must be submitted in electronic format regardless of which type of form is used. The Department will not accept PDF or handwritten forms. These completed forms must be submitted to the Department prior to final inspection of the signs. The Department will not issue formal acceptance for the project until the TC 71-229 and TC-230 electronic forms are completed for all signs and sign assemblies on the project.

4.0 MEASUREMENT. The Department will measure all work required for the installation of the barcode label and all work associated with completion and submission of the sign inventory data (TC 71-229 and TC 71-230).

The installation of the permanent sign will be measured in accordance to Section 715.

5.0 PAYMENT. The Department will make payment for the completed and accepted quantities under the following:



| <u>Code</u> | <u>Pay Item</u> | <u>Pay Unit</u> |
|-------------|------------------------|-----------------|
| 24631EC | Barcode Sign Inventory | Each |

The Department will not make payment for this item until all barcodes are installed and sign inventory is complete on every permanent sign installed on the project. The Department will make payment for installation of the permanent sign in accordance to Section 715. The Department will consider payment as full compensation for all work required under this special note.

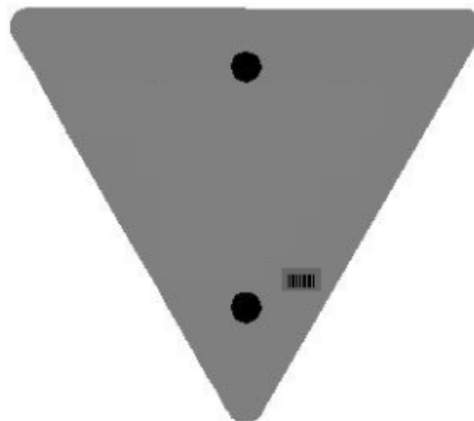

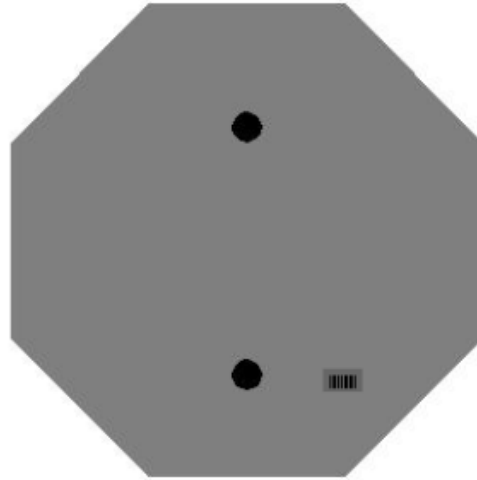

One Sign Post



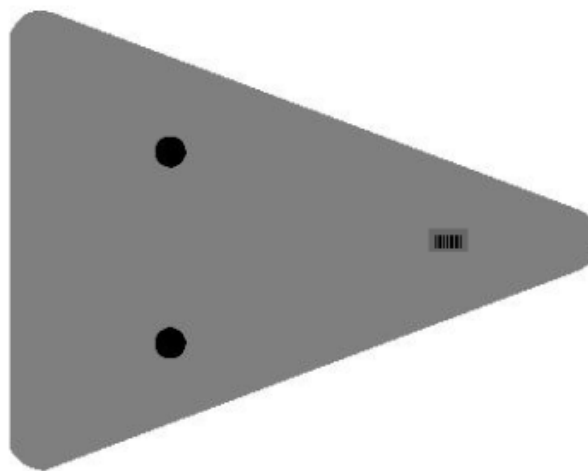
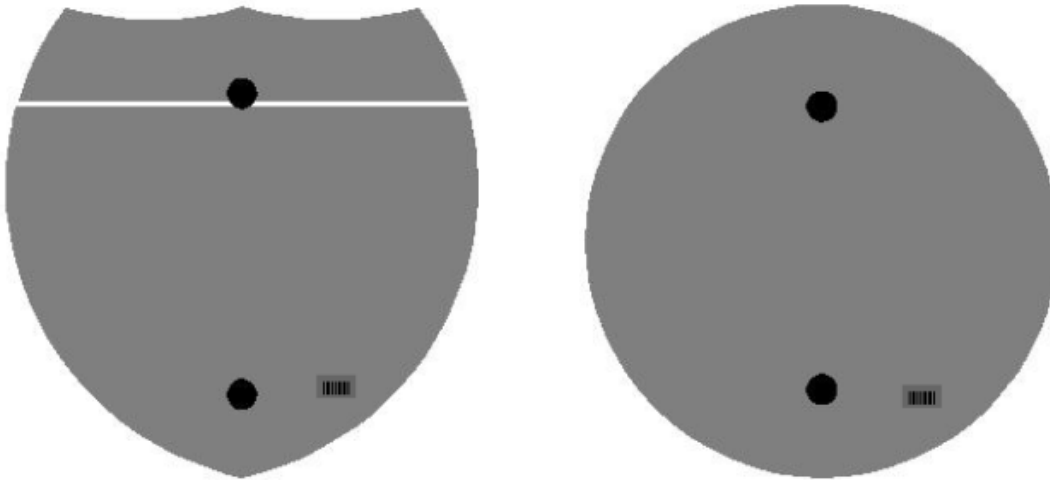
↑
2" Wide Post



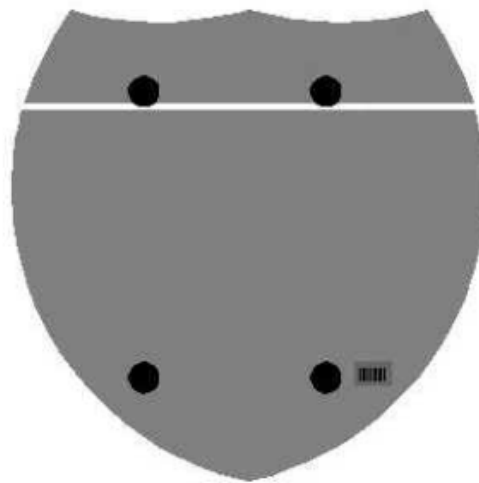
One Sign Post




One Sign Post



Double Sign Post



Interstate
Shield




48" Stop

2 Post Signs



↑
2" Wide Post



PART III

EMPLOYMENT, WAGE AND RECORD REQUIREMENTS

FHWA-1273 -- Revised May 1, 2012

**REQUIRED CONTRACT PROVISIONS
FEDERAL-AID CONSTRUCTION CONTRACTS**

- I. General
- II. Nondiscrimination
- III. Nonsegregated Facilities
- IV. Davis-Bacon and Related Act Provisions
- V. Contract Work Hours and Safety Standards Act Provisions
- VI. Subletting or Assigning the Contract
- VII. Safety: Accident Prevention
- VIII. False Statements Concerning Highway Projects
- IX. Implementation of Clean Air Act and Federal Water Pollution Control Act
- X. Compliance with Governmentwide Suspension and Debarment Requirements
- XI. Certification Regarding Use of Contract Funds for Lobbying

3. A breach of any of the stipulations contained in these Required Contract Provisions may be sufficient grounds for withholding of progress payments, withholding of final payment, termination of the contract, suspension / debarment or any other action determined to be appropriate by the contracting agency and FHWA.

4. Selection of Labor: During the performance of this contract, the contractor shall not use convict labor for any purpose within the limits of a construction project on a Federal-aid highway unless it is labor performed by convicts who are on parole, supervised release, or probation. The term Federal-aid highway does not include roadways functionally classified as local roads or rural minor collectors.

ATTACHMENTS

A. Employment and Materials Preference for Appalachian Development Highway System or Appalachian Local Access Road Contracts (included in Appalachian contracts only)

II. NONDISCRIMINATION

The provisions of this section related to 23 CFR Part 230 are applicable to all Federal-aid construction contracts and to all related construction subcontracts of \$10,000 or more. The provisions of 23 CFR Part 230 are not applicable to material supply, engineering, or architectural service contracts.

I. GENERAL

1. Form FHWA-1273 must be physically incorporated in each construction contract funded under Title 23 (excluding emergency contracts solely intended for debris removal). The contractor (or subcontractor) must insert this form in each subcontract and further require its inclusion in all lower tier subcontracts (excluding purchase orders, rental agreements and other agreements for supplies or services).

In addition, the contractor and all subcontractors must comply with the following policies: Executive Order 11246, 41 CFR 60, 29 CFR 1625-1627, Title 23 USC Section 140, the Rehabilitation Act of 1973, as amended (29 USC 794), Title VI of the Civil Rights Act of 1964, as amended, and related regulations including 49 CFR Parts 21, 26 and 27; and 23 CFR Parts 200, 230, and 633.

The applicable requirements of Form FHWA-1273 are incorporated by reference for work done under any purchase order, rental agreement or agreement for other services. The prime contractor shall be responsible for compliance by any subcontractor, lower-tier subcontractor or service provider.

The contractor and all subcontractors must comply with: the requirements of the Equal Opportunity Clause in 41 CFR 60-1.4(b) and, for all construction contracts exceeding \$10,000, the Standard Federal Equal Employment Opportunity Construction Contract Specifications in 41 CFR 60-4.3.

Form FHWA-1273 must be included in all Federal-aid design-build contracts, in all subcontracts and in lower tier subcontracts (excluding subcontracts for design services, purchase orders, rental agreements and other agreements for supplies or services). The design-builder shall be responsible for compliance by any subcontractor, lower-tier subcontractor or service provider.

Note: The U.S. Department of Labor has exclusive authority to determine compliance with Executive Order 11246 and the policies of the Secretary of Labor including 41 CFR 60, and 29 CFR 1625-1627. The contracting agency and the FHWA have the authority and the responsibility to ensure compliance with Title 23 USC Section 140, the Rehabilitation Act of 1973, as amended (29 USC 794), and Title VI of the Civil Rights Act of 1964, as amended, and related regulations including 49 CFR Parts 21, 26 and 27; and 23 CFR Parts 200, 230, and 633.

Contracting agencies may reference Form FHWA-1273 in bid proposal or request for proposal documents, however, the Form FHWA-1273 must be physically incorporated (not referenced) in all contracts, subcontracts and lower-tier subcontracts (excluding purchase orders, rental agreements and other agreements for supplies or services related to a construction contract).

The following provision is adopted from 23 CFR 230, Appendix A, with appropriate revisions to conform to the U.S. Department of Labor (US DOL) and FHWA requirements.

2. Subject to the applicability criteria noted in the following sections, these contract provisions shall apply to all work performed on the contract by the contractor's own organization and with the assistance of workers under the contractor's immediate superintendence and to all work performed on the contract by piecework, station work, or by subcontract.

1. Equal Employment Opportunity: Equal employment opportunity (EEO) requirements not to discriminate and to take affirmative action to assure equal opportunity as set forth under laws, executive orders, rules, regulations (28 CFR 35, 29 CFR 1630, 29 CFR 1625-1627, 41 CFR 60 and 49 CFR 27) and orders of the Secretary of Labor as modified by the provisions prescribed herein, and imposed pursuant to 23 U.S.C. 140 shall constitute the EEO and specific affirmative action standards for the contractor's project activities under

this contract. The provisions of the Americans with Disabilities Act of 1990 (42 U.S.C. 12101 et seq.) set forth under 28 CFR 35 and 29 CFR 1630 are incorporated by reference in this contract. In the execution of this contract, the contractor agrees to comply with the following minimum specific requirement activities of EEO:

a. The contractor will work with the contracting agency and the Federal Government to ensure that it has made every good faith effort to provide equal opportunity with respect to all of its terms and conditions of employment and in their review of activities under the contract.

b. The contractor will accept as its operating policy the following statement:

"It is the policy of this Company to assure that applicants are employed, and that employees are treated during employment, without regard to their race, religion, sex, color, national origin, age or disability. Such action shall include: employment, upgrading, demotion, or transfer; recruitment or recruitment advertising; layoff or termination; rates of pay or other forms of compensation; and selection for training, including apprenticeship, pre-apprenticeship, and/or on-the-job training."

2. EEO Officer: The contractor will designate and make known to the contracting officers an EEO Officer who will have the responsibility for and must be capable of effectively administering and promoting an active EEO program and who must be assigned adequate authority and responsibility to do so.

3. Dissemination of Policy: All members of the contractor's staff who are authorized to hire, supervise, promote, and discharge employees, or who recommend such action, or who are substantially involved in such action, will be made fully cognizant of, and will implement, the contractor's EEO policy and contractual responsibilities to provide EEO in each grade and classification of employment. To ensure that the above agreement will be met, the following actions will be taken as a minimum:

a. Periodic meetings of supervisory and personnel office employees will be conducted before the start of work and then not less often than once every six months, at which time the contractor's EEO policy and its implementation will be reviewed and explained. The meetings will be conducted by the EEO Officer.

b. All new supervisory or personnel office employees will be given a thorough indoctrination by the EEO Officer, covering all major aspects of the contractor's EEO obligations within thirty days following their reporting for duty with the contractor.

c. All personnel who are engaged in direct recruitment for the project will be instructed by the EEO Officer in the contractor's procedures for locating and hiring minorities and women.

d. Notices and posters setting forth the contractor's EEO policy will be placed in areas readily accessible to employees, applicants for employment and potential employees.

e. The contractor's EEO policy and the procedures to implement such policy will be brought to the attention of employees by means of meetings, employee handbooks, or other appropriate means.

4. Recruitment: When advertising for employees, the contractor will include in all advertisements for employees the notation: "An Equal Opportunity Employer." All such advertisements will be placed in publications having a large circulation among minorities and women in the area from which the project work force would normally be derived.

a. The contractor will, unless precluded by a valid bargaining agreement, conduct systematic and direct recruitment through public and private employee referral sources likely to yield qualified minorities and women. To meet this requirement, the contractor will identify sources of potential minority group employees, and establish with such identified sources procedures whereby minority and women applicants may be referred to the contractor for employment consideration.

b. In the event the contractor has a valid bargaining agreement providing for exclusive hiring hall referrals, the contractor is expected to observe the provisions of that agreement to the extent that the system meets the contractor's compliance with EEO contract provisions. Where implementation of such an agreement has the effect of discriminating against minorities or women, or obligates the contractor to do the same, such implementation violates Federal nondiscrimination provisions.

c. The contractor will encourage its present employees to refer minorities and women as applicants for employment. Information and procedures with regard to referring such applicants will be discussed with employees.

5. Personnel Actions: Wages, working conditions, and employee benefits shall be established and administered, and personnel actions of every type, including hiring, upgrading, promotion, transfer, demotion, layoff, and termination, shall be taken without regard to race, color, religion, sex, national origin, age or disability. The following procedures shall be followed:

a. The contractor will conduct periodic inspections of project sites to insure that working conditions and employee facilities do not indicate discriminatory treatment of project site personnel.

b. The contractor will periodically evaluate the spread of wages paid within each classification to determine any evidence of discriminatory wage practices.

c. The contractor will periodically review selected personnel actions in depth to determine whether there is evidence of discrimination. Where evidence is found, the contractor will promptly take corrective action. If the review indicates that the discrimination may extend beyond the actions reviewed, such corrective action shall include all affected persons.

d. The contractor will promptly investigate all complaints of alleged discrimination made to the contractor in connection with its obligations under this contract, will attempt to resolve such complaints, and will take appropriate corrective action within a reasonable time. If the investigation indicates that the discrimination may affect persons other than the complainant, such corrective action shall include such other persons. Upon completion of each investigation, the contractor will inform every complainant of all of their avenues of appeal.

6. Training and Promotion:

a. The contractor will assist in locating, qualifying, and increasing the skills of minorities and women who are

applicants for employment or current employees. Such efforts should be aimed at developing full journey level status employees in the type of trade or job classification involved.

b. Consistent with the contractor's work force requirements and as permissible under Federal and State regulations, the contractor shall make full use of training programs, i.e., apprenticeship, and on-the-job training programs for the geographical area of contract performance. In the event a special provision for training is provided under this contract, this subparagraph will be superseded as indicated in the special provision. The contracting agency may reserve training positions for persons who receive welfare assistance in accordance with 23 U.S.C. 140(a).

c. The contractor will advise employees and applicants for employment of available training programs and entrance requirements for each.

d. The contractor will periodically review the training and promotion potential of employees who are minorities and women and will encourage eligible employees to apply for such training and promotion.

7. Unions: If the contractor relies in whole or in part upon unions as a source of employees, the contractor will use good faith efforts to obtain the cooperation of such unions to increase opportunities for minorities and women. Actions by the contractor, either directly or through a contractor's association acting as agent, will include the procedures set forth below:

a. The contractor will use good faith efforts to develop, in cooperation with the unions, joint training programs aimed toward qualifying more minorities and women for membership in the unions and increasing the skills of minorities and women so that they may qualify for higher paying employment.

b. The contractor will use good faith efforts to incorporate an EEO clause into each union agreement to the end that such union will be contractually bound to refer applicants without regard to their race, color, religion, sex, national origin, age or disability.

c. The contractor is to obtain information as to the referral practices and policies of the labor union except that to the extent such information is within the exclusive possession of the labor union and such labor union refuses to furnish such information to the contractor, the contractor shall so certify to the contracting agency and shall set forth what efforts have been made to obtain such information.

d. In the event the union is unable to provide the contractor with a reasonable flow of referrals within the time limit set forth in the collective bargaining agreement, the contractor will, through independent recruitment efforts, fill the employment vacancies without regard to race, color, religion, sex, national origin, age or disability; making full efforts to obtain qualified and/or qualifiable minorities and women. The failure of a union to provide sufficient referrals (even though it is obligated to provide exclusive referrals under the terms of a collective bargaining agreement) does not relieve the contractor from the requirements of this paragraph. In the event the union referral practice prevents the contractor from meeting the obligations pursuant to Executive Order 11246, as amended, and these special provisions, such contractor shall immediately notify the contracting agency.

8. Reasonable Accommodation for Applicants / Employees with Disabilities: The contractor must be familiar

with the requirements for and comply with the Americans with Disabilities Act and all rules and regulations established there under. Employers must provide reasonable accommodation in all employment activities unless to do so would cause an undue hardship.

9. Selection of Subcontractors, Procurement of Materials and Leasing of Equipment: The contractor shall not discriminate on the grounds of race, color, religion, sex, national origin, age or disability in the selection and retention of subcontractors, including procurement of materials and leases of equipment. The contractor shall take all necessary and reasonable steps to ensure nondiscrimination in the administration of this contract.

a. The contractor shall notify all potential subcontractors and suppliers and lessors of their EEO obligations under this contract.

b. The contractor will use good faith efforts to ensure subcontractor compliance with their EEO obligations.

10. Assurance Required by 49 CFR 26.13(b):

a. The requirements of 49 CFR Part 26 and the State DOT's U.S. DOT-approved DBE program are incorporated by reference.

b. The contractor or subcontractor shall not discriminate on the basis of race, color, national origin, or sex in the performance of this contract. The contractor shall carry out applicable requirements of 49 CFR Part 26 in the award and administration of DOT-assisted contracts. Failure by the contractor to carry out these requirements is a material breach of this contract, which may result in the termination of this contract or such other remedy as the contracting agency deems appropriate.

11. Records and Reports: The contractor shall keep such records as necessary to document compliance with the EEO requirements. Such records shall be retained for a period of three years following the date of the final payment to the contractor for all contract work and shall be available at reasonable times and places for inspection by authorized representatives of the contracting agency and the FHWA.

a. The records kept by the contractor shall document the following:

(1) The number and work hours of minority and non-minority group members and women employed in each work classification on the project;

(2) The progress and efforts being made in cooperation with unions, when applicable, to increase employment opportunities for minorities and women; and

(3) The progress and efforts being made in locating, hiring, training, qualifying, and upgrading minorities and women;

b. The contractors and subcontractors will submit an annual report to the contracting agency each July for the duration of the project, indicating the number of minority, women, and non-minority group employees currently engaged in each work classification required by the contract work. This information is to be reported on [Form FHWA-1391](#). The staffing data should represent the project work force on board in all or any part of the last payroll period preceding the end of July. If on-the-job training is being required by special provision, the contractor

will be required to collect and report training data. The employment data should reflect the work force on board during all or any part of the last payroll period preceding the end of July.

III. NONSEGREGATED FACILITIES

This provision is applicable to all Federal-aid construction contracts and to all related construction subcontracts of \$10,000 or more.

The contractor must ensure that facilities provided for employees are provided in such a manner that segregation on the basis of race, color, religion, sex, or national origin cannot result. The contractor may neither require such segregated use by written or oral policies nor tolerate such use by employee custom. The contractor's obligation extends further to ensure that its employees are not assigned to perform their services at any location, under the contractor's control, where the facilities are segregated. The term "facilities" includes waiting rooms, work areas, restaurants and other eating areas, time clocks, restrooms, washrooms, locker rooms, and other storage or dressing areas, parking lots, drinking fountains, recreation or entertainment areas, transportation, and housing provided for employees. The contractor shall provide separate or single-user restrooms and necessary dressing or sleeping areas to assure privacy between sexes.

IV. DAVIS-BACON AND RELATED ACT PROVISIONS

This section is applicable to all Federal-aid construction projects exceeding \$2,000 and to all related subcontracts and lower-tier subcontracts (regardless of subcontract size). The requirements apply to all projects located within the right-of-way of a roadway that is functionally classified as Federal-aid highway. This excludes roadways functionally classified as local roads or rural minor collectors, which are exempt. Contracting agencies may elect to apply these requirements to other projects.

The following provisions are from the U.S. Department of Labor regulations in 29 CFR 5.5 "Contract provisions and related matters" with minor revisions to conform to the FHWA-1273 format and FHWA program requirements.

1. Minimum wages

a. All laborers and mechanics employed or working upon the site of the work, will be paid unconditionally and not less often than once a week, and without subsequent deduction or rebate on any account (except such payroll deductions as are permitted by regulations issued by the Secretary of Labor under the Copeland Act (29 CFR part 3)), the full amount of wages and bona fide fringe benefits (or cash equivalents thereof) due at time of payment computed at rates not less than those contained in the wage determination of the Secretary of Labor which is attached hereto and made a part hereof, regardless of any contractual relationship which may be alleged to exist between the contractor and such laborers and mechanics.

Contributions made or costs reasonably anticipated for bona fide fringe benefits under section 1(b)(2) of the Davis-Bacon Act on behalf of laborers or mechanics are considered wages paid to such laborers or mechanics, subject to the provisions

of paragraph 1.d. of this section; also, regular contributions made or costs incurred for more than a weekly period (but not less often than quarterly) under plans, funds, or programs which cover the particular weekly period, are deemed to be constructively made or incurred during such weekly period. Such laborers and mechanics shall be paid the appropriate wage rate and fringe benefits on the wage determination for the classification of work actually performed, without regard to skill, except as provided in 29 CFR 5.5(a)(4). Laborers or mechanics performing work in more than one classification may be compensated at the rate specified for each classification for the time actually worked therein: Provided, That the employer's payroll records accurately set forth the time spent in each classification in which work is performed. The wage determination (including any additional classification and wage rates conformed under paragraph 1.b. of this section) and the Davis-Bacon poster (WH-1321) shall be posted at all times by the contractor and its subcontractors at the site of the work in a prominent and accessible place where it can be easily seen by the workers.

b.(1) The contracting officer shall require that any class of laborers or mechanics, including helpers, which is not listed in the wage determination and which is to be employed under the contract shall be classified in conformance with the wage determination. The contracting officer shall approve an additional classification and wage rate and fringe benefits therefore only when the following criteria have been met:

- (i) The work to be performed by the classification requested is not performed by a classification in the wage determination; and
- (ii) The classification is utilized in the area by the construction industry; and
- (iii) The proposed wage rate, including any bona fide fringe benefits, bears a reasonable relationship to the wage rates contained in the wage determination.

(2) If the contractor and the laborers and mechanics to be employed in the classification (if known), or their representatives, and the contracting officer agree on the classification and wage rate (including the amount designated for fringe benefits where appropriate), a report of the action taken shall be sent by the contracting officer to the Administrator of the Wage and Hour Division, Employment Standards Administration, U.S. Department of Labor, Washington, DC 20210. The Administrator, or an authorized representative, will approve, modify, or disapprove every additional classification action within 30 days of receipt and so advise the contracting officer or will notify the contracting officer within the 30-day period that additional time is necessary.

(3) In the event the contractor, the laborers or mechanics to be employed in the classification or their representatives, and the contracting officer do not agree on the proposed classification and wage rate (including the amount designated for fringe benefits, where appropriate), the contracting officer shall refer the questions, including the views of all interested parties and the recommendation of the contracting officer, to the Wage and Hour Administrator for determination. The Wage and Hour Administrator, or an authorized representative, will issue a determination within 30 days of receipt and so advise the contracting officer or

will notify the contracting officer within the 30-day period that additional time is necessary.

(4) The wage rate (including fringe benefits where appropriate) determined pursuant to paragraphs 1.b.(2) or 1.b.(3) of this section, shall be paid to all workers performing work in the classification under this contract from the first day on which work is performed in the classification.

c. Whenever the minimum wage rate prescribed in the contract for a class of laborers or mechanics includes a fringe benefit which is not expressed as an hourly rate, the contractor shall either pay the benefit as stated in the wage determination or shall pay another bona fide fringe benefit or an hourly cash equivalent thereof.

d. If the contractor does not make payments to a trustee or other third person, the contractor may consider as part of the wages of any laborer or mechanic the amount of any costs reasonably anticipated in providing bona fide fringe benefits under a plan or program. Provided, That the Secretary of Labor has found, upon the written request of the contractor, that the applicable standards of the Davis-Bacon Act have been met. The Secretary of Labor may require the contractor to set aside in a separate account assets for the meeting of obligations under the plan or program.

2. Withholding

The contracting agency shall upon its own action or upon written request of an authorized representative of the Department of Labor, withhold or cause to be withheld from the contractor under this contract, or any other Federal contract with the same prime contractor, or any other federally-assisted contract subject to Davis-Bacon prevailing wage requirements, which is held by the same prime contractor, so much of the accrued payments or advances as may be considered necessary to pay laborers and mechanics, including apprentices, trainees, and helpers, employed by the contractor or any subcontractor the full amount of wages required by the contract. In the event of failure to pay any laborer or mechanic, including any apprentice, trainee, or helper, employed or working on the site of the work, all or part of the wages required by the contract, the contracting agency may, after written notice to the contractor, take such action as may be necessary to cause the suspension of any further payment, advance, or guarantee of funds until such violations have ceased.

3. Payrolls and basic records

a. Payrolls and basic records relating thereto shall be maintained by the contractor during the course of the work and preserved for a period of three years thereafter for all laborers and mechanics working at the site of the work. Such records shall contain the name, address, and social security number of each such worker, his or her correct classification, hourly rates of wages paid (including rates of contributions or costs anticipated for bona fide fringe benefits or cash equivalents thereof of the types described in section 1(b)(2)(B) of the Davis-Bacon Act), daily and weekly number of hours worked, deductions made and actual wages paid. Whenever the Secretary of Labor has found under 29 CFR 5.5(a)(1)(iv) that the wages of any laborer or mechanic include the amount of any costs reasonably anticipated in providing benefits under a plan or program described in section 1(b)(2)(B) of the Davis-

Bacon Act, the contractor shall maintain records which show that the commitment to provide such benefits is enforceable, that the plan or program is financially responsible, and that the plan or program has been communicated in writing to the laborers or mechanics affected, and records which show the costs anticipated or the actual cost incurred in providing such benefits. Contractors employing apprentices or trainees under approved programs shall maintain written evidence of the registration of apprenticeship programs and certification of trainee programs, the registration of the apprentices and trainees, and the ratios and wage rates prescribed in the applicable programs.

b. (1) The contractor shall submit weekly for each week in which any contract work is performed a copy of all payrolls to the contracting agency. The payrolls submitted shall set out accurately and completely all of the information required to be maintained under 29 CFR 5.5(a)(3)(i), except that full social security numbers and home addresses shall not be included on weekly transmittals. Instead the payrolls shall only need to include an individually identifying number for each employee (e.g., the last four digits of the employee's social security number). The required weekly payroll information may be submitted in any form desired. Optional Form WH-347 is available for this purpose from the Wage and Hour Division Web site at <http://www.dol.gov/esa/whd/forms/wh347instr.htm> or its successor site. The prime contractor is responsible for the submission of copies of payrolls by all subcontractors. Contractors and subcontractors shall maintain the full social security number and current address of each covered worker, and shall provide them upon request to the contracting agency for transmission to the State DOT, the FHWA or the Wage and Hour Division of the Department of Labor for purposes of an investigation or audit of compliance with prevailing wage requirements. It is not a violation of this section for a prime contractor to require a subcontractor to provide addresses and social security numbers to the prime contractor for its own records, without weekly submission to the contracting agency..

(2) Each payroll submitted shall be accompanied by a "Statement of Compliance," signed by the contractor or subcontractor or his or her agent who pays or supervises the payment of the persons employed under the contract and shall certify the following:

(i) That the payroll for the payroll period contains the information required to be provided under §5.5 (a)(3)(ii) of Regulations, 29 CFR part 5, the appropriate information is being maintained under §5.5 (a)(3)(i) of Regulations, 29 CFR part 5, and that such information is correct and complete;

(ii) That each laborer or mechanic (including each helper, apprentice, and trainee) employed on the contract during the payroll period has been paid the full weekly wages earned, without rebate, either directly or indirectly, and that no deductions have been made either directly or indirectly from the full wages earned, other than permissible deductions as set forth in Regulations, 29 CFR part 3;

(iii) That each laborer or mechanic has been paid not less than the applicable wage rates and fringe benefits or cash equivalents for the classification of work performed, as specified in the applicable wage determination incorporated into the contract.

(3) The weekly submission of a properly executed certification set forth on the reverse side of Optional Form WH-347 shall satisfy the requirement for submission of the "Statement of Compliance" required by paragraph 3.b.(2) of this section.

(4) The falsification of any of the above certifications may subject the contractor or subcontractor to civil or criminal prosecution under section 1001 of title 18 and section 231 of title 31 of the United States Code.

c. The contractor or subcontractor shall make the records required under paragraph 3.a. of this section available for inspection, copying, or transcription by authorized representatives of the contracting agency, the State DOT, the FHWA, or the Department of Labor, and shall permit such representatives to interview employees during working hours on the job. If the contractor or subcontractor fails to submit the required records or to make them available, the FHWA may, after written notice to the contractor, the contracting agency or the State DOT, take such action as may be necessary to cause the suspension of any further payment, advance, or guarantee of funds. Furthermore, failure to submit the required records upon request or to make such records available may be grounds for debarment action pursuant to 29 CFR 5.12.

4. Apprentices and trainees

a. Apprentices (programs of the USDOL).

Apprentices will be permitted to work at less than the predetermined rate for the work they performed when they are employed pursuant to and individually registered in a bona fide apprenticeship program registered with the U.S. Department of Labor, Employment and Training Administration, Office of Apprenticeship Training, Employer and Labor Services, or with a State Apprenticeship Agency recognized by the Office, or if a person is employed in his or her first 90 days of probationary employment as an apprentice in such an apprenticeship program, who is not individually registered in the program, but who has been certified by the Office of Apprenticeship Training, Employer and Labor Services or a State Apprenticeship Agency (where appropriate) to be eligible for probationary employment as an apprentice.

The allowable ratio of apprentices to journeymen on the job site in any craft classification shall not be greater than the ratio permitted to the contractor as to the entire work force under the registered program. Any worker listed on a payroll at an apprentice wage rate, who is not registered or otherwise employed as stated above, shall be paid not less than the applicable wage rate on the wage determination for the classification of work actually performed. In addition, any apprentice performing work on the job site in excess of the ratio permitted under the registered program shall be paid not less than the applicable wage rate on the wage determination for the work actually performed. Where a contractor is performing construction on a project in a locality other than that in which its program is registered, the ratios and wage rates (expressed in percentages of the journeyman's hourly rate) specified in the contractor's or subcontractor's registered program shall be observed.

Every apprentice must be paid at not less than the rate specified in the registered program for the apprentice's level of progress, expressed as a percentage of the journeymen hourly

rate specified in the applicable wage determination. Apprentices shall be paid fringe benefits in accordance with the provisions of the apprenticeship program. If the apprenticeship program does not specify fringe benefits, apprentices must be paid the full amount of fringe benefits listed on the wage determination for the applicable classification. If the Administrator determines that a different practice prevails for the applicable apprentice classification, fringes shall be paid in accordance with that determination.

In the event the Office of Apprenticeship Training, Employer and Labor Services, or a State Apprenticeship Agency recognized by the Office, withdraws approval of an apprenticeship program, the contractor will no longer be permitted to utilize apprentices at less than the applicable predetermined rate for the work performed until an acceptable program is approved.

b. Trainees (programs of the USDOL).

Except as provided in 29 CFR 5.16, trainees will not be permitted to work at less than the predetermined rate for the work performed unless they are employed pursuant to and individually registered in a program which has received prior approval, evidenced by formal certification by the U.S. Department of Labor, Employment and Training Administration.

The ratio of trainees to journeymen on the job site shall not be greater than permitted under the plan approved by the Employment and Training Administration.

Every trainee must be paid at not less than the rate specified in the approved program for the trainee's level of progress, expressed as a percentage of the journeyman hourly rate specified in the applicable wage determination. Trainees shall be paid fringe benefits in accordance with the provisions of the trainee program. If the trainee program does not mention fringe benefits, trainees shall be paid the full amount of fringe benefits listed on the wage determination unless the Administrator of the Wage and Hour Division determines that there is an apprenticeship program associated with the corresponding journeyman wage rate on the wage determination which provides for less than full fringe benefits for apprentices. Any employee listed on the payroll at a trainee rate who is not registered and participating in a training plan approved by the Employment and Training Administration shall be paid not less than the applicable wage rate on the wage determination for the classification of work actually performed. In addition, any trainee performing work on the job site in excess of the ratio permitted under the registered program shall be paid not less than the applicable wage rate on the wage determination for the work actually performed.

In the event the Employment and Training Administration withdraws approval of a training program, the contractor will no longer be permitted to utilize trainees at less than the applicable predetermined rate for the work performed until an acceptable program is approved.

c. Equal employment opportunity. The utilization of apprentices, trainees and journeymen under this part shall be in conformity with the equal employment opportunity requirements of Executive Order 11246, as amended, and 29 CFR part 30.

d. Apprentices and Trainees (programs of the U.S. DOT).

Apprentices and trainees working under apprenticeship and skill training programs which have been certified by the Secretary of Transportation as promoting EEO in connection with Federal-aid highway construction programs are not subject to the requirements of paragraph 4 of this Section IV. The straight time hourly wage rates for apprentices and trainees under such programs will be established by the particular programs. The ratio of apprentices and trainees to journeymen shall not be greater than permitted by the terms of the particular program.

5. Compliance with Copeland Act requirements. The contractor shall comply with the requirements of 29 CFR part 3, which are incorporated by reference in this contract.

6. Subcontracts. The contractor or subcontractor shall insert Form FHWA-1273 in any subcontracts and also require the subcontractors to include Form FHWA-1273 in any lower tier subcontracts. The prime contractor shall be responsible for the compliance by any subcontractor or lower tier subcontractor with all the contract clauses in 29 CFR 5.5.

7. Contract termination: debarment. A breach of the contract clauses in 29 CFR 5.5 may be grounds for termination of the contract, and for debarment as a contractor and a subcontractor as provided in 29 CFR 5.12.

8. Compliance with Davis-Bacon and Related Act requirements. All rulings and interpretations of the Davis-Bacon and Related Acts contained in 29 CFR parts 1, 3, and 5 are herein incorporated by reference in this contract.

9. Disputes concerning labor standards. Disputes arising out of the labor standards provisions of this contract shall not be subject to the general disputes clause of this contract. Such disputes shall be resolved in accordance with the procedures of the Department of Labor set forth in 29 CFR parts 5, 6, and 7. Disputes within the meaning of this clause include disputes between the contractor (or any of its subcontractors) and the contracting agency, the U.S. Department of Labor, or the employees or their representatives.

10. Certification of eligibility.

a. By entering into this contract, the contractor certifies that neither it (nor he or she) nor any person or firm who has an interest in the contractor's firm is a person or firm ineligible to be awarded Government contracts by virtue of section 3(a) of the Davis-Bacon Act or 29 CFR 5.12(a)(1).

b. No part of this contract shall be subcontracted to any person or firm ineligible for award of a Government contract by virtue of section 3(a) of the Davis-Bacon Act or 29 CFR 5.12(a)(1).

c. The penalty for making false statements is prescribed in the U.S. Criminal Code, 18 U.S.C. 1001.

V. CONTRACT WORK HOURS AND SAFETY STANDARDS ACT

The following clauses apply to any Federal-aid construction contract in an amount in excess of \$100,000 and subject to the overtime provisions of the Contract Work Hours and Safety Standards Act. These clauses shall be inserted in addition to the clauses required by 29 CFR 5.5(a) or 29 CFR 4.6. As used in this paragraph, the terms laborers and mechanics include watchmen and guards.

1. Overtime requirements. No contractor or subcontractor contracting for any part of the contract work which may require or involve the employment of laborers or mechanics shall require or permit any such laborer or mechanic in any workweek in which he or she is employed on such work to work in excess of forty hours in such workweek unless such laborer or mechanic receives compensation at a rate not less than one and one-half times the basic rate of pay for all hours worked in excess of forty hours in such workweek.

2. Violation; liability for unpaid wages; liquidated damages. In the event of any violation of the clause set forth in paragraph (1.) of this section, the contractor and any subcontractor responsible therefor shall be liable for the unpaid wages. In addition, such contractor and subcontractor shall be liable to the United States (in the case of work done under contract for the District of Columbia or a territory, to such District or to such territory), for liquidated damages. Such liquidated damages shall be computed with respect to each individual laborer or mechanic, including watchmen and guards, employed in violation of the clause set forth in paragraph (1.) of this section, in the sum of \$10 for each calendar day on which such individual was required or permitted to work in excess of the standard workweek of forty hours without payment of the overtime wages required by the clause set forth in paragraph (1.) of this section.

3. Withholding for unpaid wages and liquidated damages. The FHWA or the contracting agency shall upon its own action or upon written request of an authorized representative of the Department of Labor withhold or cause to be withheld, from any moneys payable on account of work performed by the contractor or subcontractor under any such contract or any other Federal contract with the same prime contractor, or any other federally-assisted contract subject to the Contract Work Hours and Safety Standards Act, which is held by the same prime contractor, such sums as may be determined to be necessary to satisfy any liabilities of such contractor or subcontractor for unpaid wages and liquidated damages as provided in the clause set forth in paragraph (2.) of this section.

4. Subcontracts. The contractor or subcontractor shall insert in any subcontracts the clauses set forth in paragraph (1.) through (4.) of this section and also a clause requiring the subcontractors to include these clauses in any lower tier subcontracts. The prime contractor shall be responsible for compliance by any subcontractor or lower tier subcontractor with the clauses set forth in paragraphs (1.) through (4.) of this section.

VI. SUBLETTING OR ASSIGNING THE CONTRACT

This provision is applicable to all Federal-aid construction contracts on the National Highway System.

1. The contractor shall perform with its own organization contract work amounting to not less than 30 percent (or a greater percentage if specified elsewhere in the contract) of the total original contract price, excluding any specialty items designated by the contracting agency. Specialty items may be performed by subcontract and the amount of any such specialty items performed may be deducted from the total original contract price before computing the amount of work required to be performed by the contractor's own organization (23 CFR 635.116).

a. The term "perform work with its own organization" refers to workers employed or leased by the prime contractor, and equipment owned or rented by the prime contractor, with or without operators. Such term does not include employees or equipment of a subcontractor or lower tier subcontractor, agents of the prime contractor, or any other assignees. The term may include payments for the costs of hiring leased employees from an employee leasing firm meeting all relevant Federal and State regulatory requirements. Leased employees may only be included in this term if the prime contractor meets all of the following conditions:

- (1) the prime contractor maintains control over the supervision of the day-to-day activities of the leased employees;
- (2) the prime contractor remains responsible for the quality of the work of the leased employees;
- (3) the prime contractor retains all power to accept or exclude individual employees from work on the project; and
- (4) the prime contractor remains ultimately responsible for the payment of predetermined minimum wages, the submission of payrolls, statements of compliance and all other Federal regulatory requirements.

b. "Specialty Items" shall be construed to be limited to work that requires highly specialized knowledge, abilities, or equipment not ordinarily available in the type of contracting organizations qualified and expected to bid or propose on the contract as a whole and in general are to be limited to minor components of the overall contract.

2. The contract amount upon which the requirements set forth in paragraph (1) of Section VI is computed includes the cost of material and manufactured products which are to be purchased or produced by the contractor under the contract provisions.

3. The contractor shall furnish (a) a competent superintendent or supervisor who is employed by the firm, has full authority to direct performance of the work in accordance with the contract requirements, and is in charge of all construction operations (regardless of who performs the work) and (b) such other of its own organizational resources (supervision, management, and engineering services) as the contracting officer determines is necessary to assure the performance of the contract.

4. No portion of the contract shall be sublet, assigned or otherwise disposed of except with the written consent of the contracting officer, or authorized representative, and such consent when given shall not be construed to relieve the contractor of any responsibility for the fulfillment of the contract. Written consent will be given only after the contracting agency has assured that each subcontract is

evidenced in writing and that it contains all pertinent provisions and requirements of the prime contract.

5. The 30% self-performance requirement of paragraph (1) is not applicable to design-build contracts; however, contracting agencies may establish their own self-performance requirements.

VII. SAFETY: ACCIDENT PREVENTION

This provision is applicable to all Federal-aid construction contracts and to all related subcontracts.

1. In the performance of this contract the contractor shall comply with all applicable Federal, State, and local laws governing safety, health, and sanitation (23 CFR 635). The contractor shall provide all safeguards, safety devices and protective equipment and take any other needed actions as it determines, or as the contracting officer may determine, to be reasonably necessary to protect the life and health of employees on the job and the safety of the public and to protect property in connection with the performance of the work covered by the contract.

2. It is a condition of this contract, and shall be made a condition of each subcontract, which the contractor enters into pursuant to this contract, that the contractor and any subcontractor shall not permit any employee, in performance of the contract, to work in surroundings or under conditions which are unsanitary, hazardous or dangerous to his/her health or safety, as determined under construction safety and health standards (29 CFR 1926) promulgated by the Secretary of Labor, in accordance with Section 107 of the Contract Work Hours and Safety Standards Act (40 U.S.C. 3704).

3. Pursuant to 29 CFR 1926.3, it is a condition of this contract that the Secretary of Labor or authorized representative thereof, shall have right of entry to any site of contract performance to inspect or investigate the matter of compliance with the construction safety and health standards and to carry out the duties of the Secretary under Section 107 of the Contract Work Hours and Safety Standards Act (40 U.S.C.3704).

VIII. FALSE STATEMENTS CONCERNING HIGHWAY PROJECTS

This provision is applicable to all Federal-aid construction contracts and to all related subcontracts.

In order to assure high quality and durable construction in conformity with approved plans and specifications and a high degree of reliability on statements and representations made by engineers, contractors, suppliers, and workers on Federal-aid highway projects, it is essential that all persons concerned with the project perform their functions as carefully, thoroughly, and honestly as possible. Willful falsification, distortion, or misrepresentation with respect to any facts related to the project is a violation of Federal law. To prevent any misunderstanding regarding the seriousness of these and similar acts, Form FHWA-1022 shall be posted on each Federal-aid highway project (23 CFR 635) in one or more places where it is readily available to all persons concerned with the project:

18 U.S.C. 1020 reads as follows:

"Whoever, being an officer, agent, or employee of the United States, or of any State or Territory, or whoever, whether a person, association, firm, or corporation, knowingly makes any false statement, false representation, or false report as to the character, quality, quantity, or cost of the material used or to be used, or the quantity or quality of the work performed or to be performed, or the cost thereof in connection with the submission of plans, maps, specifications, contracts, or costs of construction on any highway or related project submitted for approval to the Secretary of Transportation; or

Whoever knowingly makes any false statement, false representation, false report or false claim with respect to the character, quality, quantity, or cost of any work performed or to be performed, or materials furnished or to be furnished, in connection with the construction of any highway or related project approved by the Secretary of Transportation; or

Whoever knowingly makes any false statement or false representation as to material fact in any statement, certificate, or report submitted pursuant to provisions of the Federal-aid Roads Act approved July 1, 1916, (39 Stat. 355), as amended and supplemented;

Shall be fined under this title or imprisoned not more than 5 years or both."

IX. IMPLEMENTATION OF CLEAN AIR ACT AND FEDERAL WATER POLLUTION CONTROL ACT

This provision is applicable to all Federal-aid construction contracts and to all related subcontracts.

By submission of this bid/proposal or the execution of this contract, or subcontract, as appropriate, the bidder, proposer, Federal-aid construction contractor, or subcontractor, as appropriate, will be deemed to have stipulated as follows:

1. That any person who is or will be utilized in the performance of this contract is not prohibited from receiving an award due to a violation of Section 508 of the Clean Water Act or Section 306 of the Clean Air Act.
2. That the contractor agrees to include or cause to be included the requirements of paragraph (1) of this Section X in every subcontract, and further agrees to take such action as the contracting agency may direct as a means of enforcing such requirements.

X. CERTIFICATION REGARDING DEBARMENT, SUSPENSION, INELIGIBILITY AND VOLUNTARY EXCLUSION

This provision is applicable to all Federal-aid construction contracts, design-build contracts, subcontracts, lower-tier subcontracts, purchase orders, lease agreements, consultant contracts or any other covered transaction requiring FHWA approval or that is estimated to cost \$25,000 or more – as defined in 2 CFR Parts 180 and 1200.

1. Instructions for Certification – First Tier Participants:

- a. By signing and submitting this proposal, the prospective first tier participant is providing the certification set out below.
- b. The inability of a person to provide the certification set out below will not necessarily result in denial of participation in this

covered transaction. The prospective first tier participant shall submit an explanation of why it cannot provide the certification set out below. The certification or explanation will be considered in connection with the department or agency's determination whether to enter into this transaction. However, failure of the prospective first tier participant to furnish a certification or an explanation shall disqualify such a person from participation in this transaction.

c. The certification in this clause is a material representation of fact upon which reliance was placed when the contracting agency determined to enter into this transaction. If it is later determined that the prospective participant knowingly rendered an erroneous certification, in addition to other remedies available to the Federal Government, the contracting agency may terminate this transaction for cause of default.

d. The prospective first tier participant shall provide immediate written notice to the contracting agency to whom this proposal is submitted if any time the prospective first tier participant learns that its certification was erroneous when submitted or has become erroneous by reason of changed circumstances.

e. The terms "covered transaction," "debarred," "suspended," "ineligible," "participant," "person," "principal," and "voluntarily excluded," as used in this clause, are defined in 2 CFR Parts 180 and 1200. "First Tier Covered Transactions" refers to any covered transaction between a grantee or subgrantee of Federal funds and a participant (such as the prime or general contract). "Lower Tier Covered Transactions" refers to any covered transaction under a First Tier Covered Transaction (such as subcontracts). "First Tier Participant" refers to the participant who has entered into a covered transaction with a grantee or subgrantee of Federal funds (such as the prime or general contractor). "Lower Tier Participant" refers any participant who has entered into a covered transaction with a First Tier Participant or other Lower Tier Participants (such as subcontractors and suppliers).

f. The prospective first tier participant agrees by submitting this proposal that, should the proposed covered transaction be entered into, it shall not knowingly enter into any lower tier covered transaction with a person who is debarred, suspended, declared ineligible, or voluntarily excluded from participation in this covered transaction, unless authorized by the department or agency entering into this transaction.

g. The prospective first tier participant further agrees by submitting this proposal that it will include the clause titled "Certification Regarding Debarment, Suspension, Ineligibility and Voluntary Exclusion-Lower Tier Covered Transactions," provided by the department or contracting agency, entering into this covered transaction, without modification, in all lower tier covered transactions and in all solicitations for lower tier covered transactions exceeding the \$25,000 threshold.

h. A participant in a covered transaction may rely upon a certification of a prospective participant in a lower tier covered transaction that is not debarred, suspended, ineligible, or voluntarily excluded from the covered transaction, unless it knows that the certification is erroneous. A participant is responsible for ensuring that its principals are not suspended, debarred, or otherwise ineligible to participate in covered transactions. To verify the eligibility of its principals, as well as the eligibility of any lower tier prospective participants, each participant may, but is not required to, check the Excluded Parties List System website (<https://www.epls.gov/>), which is compiled by the General Services Administration.

i. Nothing contained in the foregoing shall be construed to require the establishment of a system of records in order to render in good faith the certification required by this clause. The knowledge and information of the prospective participant is not required to exceed that which is normally possessed by a prudent person in the ordinary course of business dealings.

j. Except for transactions authorized under paragraph (f) of these instructions, if a participant in a covered transaction knowingly enters into a lower tier covered transaction with a person who is suspended, debarred, ineligible, or voluntarily excluded from participation in this transaction, in addition to other remedies available to the Federal Government, the department or agency may terminate this transaction for cause or default.

2. Certification Regarding Debarment, Suspension, Ineligibility and Voluntary Exclusion – First Tier Participants:

a. The prospective first tier participant certifies to the best of its knowledge and belief, that it and its principals:

- (1) Are not presently debarred, suspended, proposed for debarment, declared ineligible, or voluntarily excluded from participating in covered transactions by any Federal department or agency;
- (2) Have not within a three-year period preceding this proposal been convicted of or had a civil judgment rendered against them for commission of fraud or a criminal offense in connection with obtaining, attempting to obtain, or performing a public (Federal, State or local) transaction or contract under a public transaction; violation of Federal or State antitrust statutes or commission of embezzlement, theft, forgery, bribery, falsification or destruction of records, making false statements, or receiving stolen property;
- (3) Are not presently indicted for or otherwise criminally or civilly charged by a governmental entity (Federal, State or local) with commission of any of the offenses enumerated in paragraph (a)(2) of this certification; and
- (4) Have not within a three-year period preceding this application/proposal had one or more public transactions (Federal, State or local) terminated for cause or default.

b. Where the prospective participant is unable to certify to any of the statements in this certification, such prospective participant shall attach an explanation to this proposal.

2. Instructions for Certification - Lower Tier Participants:

(Applicable to all subcontracts, purchase orders and other lower tier transactions requiring prior FHWA approval or estimated to cost \$25,000 or more - 2 CFR Parts 180 and 1200)

a. By signing and submitting this proposal, the prospective lower tier is providing the certification set out below.

b. The certification in this clause is a material representation of fact upon which reliance was placed when this transaction was entered into. If it is later determined that the prospective lower tier participant knowingly rendered an erroneous certification, in addition to other remedies available to the Federal Government, the department, or agency with which

this transaction originated may pursue available remedies, including suspension and/or debarment.

c. The prospective lower tier participant shall provide immediate written notice to the person to which this proposal is submitted if at any time the prospective lower tier participant learns that its certification was erroneous by reason of changed circumstances.

d. The terms "covered transaction," "debarred," "suspended," "ineligible," "participant," "person," "principal," and "voluntarily excluded," as used in this clause, are defined in 2 CFR Parts 180 and 1200. You may contact the person to which this proposal is submitted for assistance in obtaining a copy of those regulations. "First Tier Covered Transactions" refers to any covered transaction between a grantee or subgrantee of Federal funds and a participant (such as the prime or general contract). "Lower Tier Covered Transactions" refers to any covered transaction under a First Tier Covered Transaction (such as subcontracts). "First Tier Participant" refers to the participant who has entered into a covered transaction with a grantee or subgrantee of Federal funds (such as the prime or general contractor). "Lower Tier Participant" refers any participant who has entered into a covered transaction with a First Tier Participant or other Lower Tier Participants (such as subcontractors and suppliers).

e. The prospective lower tier participant agrees by submitting this proposal that, should the proposed covered transaction be entered into, it shall not knowingly enter into any lower tier covered transaction with a person who is debarred, suspended, declared ineligible, or voluntarily excluded from participation in this covered transaction, unless authorized by the department or agency with which this transaction originated.

f. The prospective lower tier participant further agrees by submitting this proposal that it will include this clause titled "Certification Regarding Debarment, Suspension, Ineligibility and Voluntary Exclusion-Lower Tier Covered Transaction," without modification, in all lower tier covered transactions and in all solicitations for lower tier covered transactions exceeding the \$25,000 threshold.

g. A participant in a covered transaction may rely upon a certification of a prospective participant in a lower tier covered transaction that is not debarred, suspended, ineligible, or voluntarily excluded from the covered transaction, unless it knows that the certification is erroneous. A participant is responsible for ensuring that its principals are not suspended, debarred, or otherwise ineligible to participate in covered transactions. To verify the eligibility of its principals, as well as the eligibility of any lower tier prospective participants, each participant may, but is not required to, check the Excluded Parties List System website (<https://www.epls.gov/>), which is compiled by the General Services Administration.

h. Nothing contained in the foregoing shall be construed to require establishment of a system of records in order to render in good faith the certification required by this clause. The knowledge and information of participant is not required to exceed that which is normally possessed by a prudent person in the ordinary course of business dealings.

i. Except for transactions authorized under paragraph e of these instructions, if a participant in a covered transaction knowingly enters into a lower tier covered transaction with a person who is suspended, debarred, ineligible, or voluntarily excluded from participation in this transaction, in addition to other remedies available to the Federal Government, the

department or agency with which this transaction originated may pursue available remedies, including suspension and/or debarment.

* * * * *

Certification Regarding Debarment, Suspension, Ineligibility and Voluntary Exclusion--Lower Tier Participants:

1. The prospective lower tier participant certifies, by submission of this proposal, that neither it nor its principals is presently debarred, suspended, proposed for debarment, declared ineligible, or voluntarily excluded from participating in covered transactions by any Federal department or agency.

2. Where the prospective lower tier participant is unable to certify to any of the statements in this certification, such prospective participant shall attach an explanation to this proposal.

* * * * *

XI. CERTIFICATION REGARDING USE OF CONTRACT FUNDS FOR LOBBYING

This provision is applicable to all Federal-aid construction contracts and to all related subcontracts which exceed \$100,000 (49 CFR 20).

1. The prospective participant certifies, by signing and submitting this bid or proposal, to the best of his or her knowledge and belief, that:

a. No Federal appropriated funds have been paid or will be paid, by or on behalf of the undersigned, to any person for influencing or attempting to influence an officer or employee of any Federal agency, a Member of Congress, an officer or employee of Congress, or an employee of a Member of Congress in connection with the awarding of any Federal contract, the making of any Federal grant, the making of any Federal loan, the entering into of any cooperative agreement, and the extension, continuation, renewal, amendment, or modification of any Federal contract, grant, loan, or cooperative agreement.

b. If any funds other than Federal appropriated funds have been paid or will be paid to any person for influencing or attempting to influence an officer or employee of any Federal agency, a Member of Congress, an officer or employee of Congress, or an employee of a Member of Congress in connection with this Federal contract, grant, loan, or cooperative agreement, the undersigned shall complete and submit Standard Form-LLL, "Disclosure Form to Report Lobbying," in accordance with its instructions.

2. This certification is a material representation of fact upon which reliance was placed when this transaction was made or entered into. Submission of this certification is a prerequisite for making or entering into this transaction imposed by 31 U.S.C. 1352. Any person who fails to file the required certification shall be subject to a civil penalty of not less than \$10,000 and not more than \$100,000 for each such failure.

3. The prospective participant also agrees by submitting its bid or proposal that the participant shall require that the language of this certification be included in all lower tier subcontracts, which exceed \$100,000 and that all such recipients shall certify and disclose accordingly.

**ATTACHMENT A - EMPLOYMENT AND MATERIALS
PREFERENCE FOR APPALACHIAN DEVELOPMENT
HIGHWAY SYSTEM OR APPALACHIAN LOCAL ACCESS
ROAD CONTRACTS**

This provision is applicable to all Federal-aid projects funded under the Appalachian Regional Development Act of 1965.

1. During the performance of this contract, the contractor undertaking to do work which is, or reasonably may be, done as on-site work, shall give preference to qualified persons who regularly reside in the labor area as designated by the DOL wherein the contract work is situated, or the subregion, or the Appalachian counties of the State wherein the contract work is situated, except:

a. To the extent that qualified persons regularly residing in the area are not available.

b. For the reasonable needs of the contractor to employ supervisory or specially experienced personnel necessary to assure an efficient execution of the contract work.

c. For the obligation of the contractor to offer employment to present or former employees as the result of a lawful collective bargaining contract, provided that the number of nonresident persons employed under this subparagraph (1c) shall not exceed 20 percent of the total number of employees employed by the contractor on the contract work, except as provided in subparagraph (4) below.

2. The contractor shall place a job order with the State Employment Service indicating (a) the classifications of the laborers, mechanics and other employees required to perform the contract work, (b) the number of employees required in each classification, (c) the date on which the participant estimates such employees will be required, and (d) any other pertinent information required by the State Employment Service to complete the job order form. The job order may be placed with the State Employment Service in writing or by telephone. If during the course of the contract work, the information submitted by the contractor in the original job order is substantially modified, the participant shall promptly notify the State Employment Service.

3. The contractor shall give full consideration to all qualified job applicants referred to him by the State Employment Service. The contractor is not required to grant employment to any job applicants who, in his opinion, are not qualified to perform the classification of work required.

4. If, within one week following the placing of a job order by the contractor with the State Employment Service, the State Employment Service is unable to refer any qualified job applicants to the contractor, or less than the number requested, the State Employment Service will forward a certificate to the contractor indicating the unavailability of applicants. Such certificate shall be made a part of the contractor's permanent project records. Upon receipt of this certificate, the contractor may employ persons who do not normally reside in the labor area to fill positions covered by the certificate, notwithstanding the provisions of subparagraph (1c) above.

5. The provisions of 23 CFR 633.207(e) allow the contracting agency to provide a contractual preference for the use of mineral resource materials native to the Appalachian region.

6. The contractor shall include the provisions of Sections 1 through 4 of this Attachment A in every subcontract for work which is, or reasonably may be, done as on-site work.

**KENTUCKY TRANSPORTATION CABINET
DEPARTMENT OF HIGHWAYS**

**EMPLOYMENT REQUIREMENTS
RELATING TO
NONDISCRIMINATION OF EMPLOYEES
(APPLICABLE TO FEDERAL-AID SYSTEM CONTRACTS)**

**AN ACT OF THE KENTUCKY GENERAL ASSEMBLY
TO PREVENT DISCRIMINATION IN EMPLOYMENT**

**KRS CHAPTER 344
EFFECTIVE JUNE 16, 1972**

The contract on this project, in accordance with KRS Chapter 344, provides that during the performance of this contract, the contractor agrees as follows:

1. The contractor shall not fail or refuse to hire, or shall not discharge any individual, or otherwise discriminate against an individual with respect to his compensation, terms, conditions, or privileges of employment, because of such individual's race, color, religion, national origin, sex, disability or age (forty and above); or limit, segregate, or classify his employees in any way which would deprive or tend to deprive an individual of employment opportunities or otherwise adversely affect his status as an employee, because of such individual's race, color, religion, national origin, sex, disability or age forty (40) and over. The contractor agrees to post in conspicuous places, available to employees and applicants for employment, notices to be provided setting forth the provisions of this nondiscrimination clause.

2. The contractor shall not print or publish or cause to be printed or published a notice or advertisement relating to employment by such an employer or membership in or any classification or referral for employment by the employment agency, indicating any preference, limitation, specification, or discrimination, based on race, color, religion, national origin, sex, or age forty (40) and over, or because the person is a qualified individual with a disability, except that such a notice or advertisement may indicate a preference, limitation, or specification based on religion, national origin, sex, or age forty (40) and over, or because the person is a qualified individual with a disability, when religion, national origin, sex, or age forty (40) and over, or because the person is a qualified individual with a disability, is a bona fide occupational qualification for employment.

3. If the contractor is in control of apprenticeship or other training or retraining, including on-the-job training programs, he shall not discriminate against an individual because of his race, color, religion, national origin, sex, disability or age forty (40) and over, in admission to, or employment in any program established to provide apprenticeship or other training.

4. The contractor will send to each labor union or representative of workers with which he has a collective bargaining agreement or other contract or understanding, a notice to be provided advising the said labor union or workers' representative of the contractor's commitments under this section, and shall post copies of the notice in conspicuous places available to employees and applicants for employment. The contractor will take such action with respect to any subcontract or purchase order as the administering agency may direct as a means of enforcing such provisions, including sanctions for non-compliance.

Revised: January 25, 2017

Standard Title VI/Non-Discrimination Assurances

During the performance of this contract, the contractor, for itself, its assignees, and successors in interest (hereinafter referred to as the “contractor”) agrees as follows:

1. **Compliance with Regulations:** The contractor (hereinafter includes consultants) will comply with the Acts and the Regulations relative to Non-discrimination in Federally-assisted programs of the U.S. Department of Transportation, **Federal Highway Administration**, as they may be amended from time to time, which are herein incorporated by reference and made a part of this contract.
2. **Non-discrimination:** The contractor, with regard to the work performed by it during the contract, will not discriminate on the grounds of race, color, or national origin in the selection and retention of subcontractors, including procurements of materials and leases of equipment. The contractor will not participate directly or indirectly in the discrimination prohibited by the Acts and the Regulations, including employment practices when the contract covers any activity, project, or program set forth in Appendix B of 49 CFR Part 21.
3. **Solicitations for Subcontracts, Including Procurements of Materials and Equipment:** In all solicitations, either by competitive bidding, or negotiation made by the contractor for work to be performed under a subcontract, including procurements of materials, or leases of equipment, each potential subcontractor or supplier will be notified by the contractor of the contractor’s obligations under this contract and the Acts and the Regulations relative to Non-discrimination on the grounds of race, color, or national origin.
4. **Information and Reports:** The contractor will provide all information and reports required by the Acts, the Regulations, and directives issued pursuant thereto and will permit access to its books, records, accounts, other sources of information, and its facilities as may be determined by the Recipient or the **Federal Highway Administration** to be pertinent to ascertain compliance with such Acts, Regulations, and instructions. Where any information required of a contractor is in the exclusive possession of another who fails or refuses to furnish the information, the contractor will so certify to the Recipient or the **Federal Highway Administration**, as appropriate, and will set forth what efforts it has made to obtain the information.
5. **Sanctions for Noncompliance:** In the event of a contractor’s noncompliance with the Non-discrimination provisions of this contract, the Recipient will impose such contract sanctions as it or the **Federal Highway Administration** may determine to be appropriate, including, but not limited to:
 - a. withholding payments to the contractor under the contract until the contractor complies; and/or
 - b. cancelling, terminating, or suspending a contract, in whole or in part.
6. **Incorporation of Provisions:** The contractor will include the provisions of paragraphs one through six in every subcontract, including procurements of materials and leases of equipment, unless exempt by the Acts, the Regulations and directives issued pursuant thereto. The contractor will take action with respect to any subcontract or procurement as the Recipient or the **Federal Highway Administration** may direct as a means of enforcing such provisions including sanctions for noncompliance. Provided, that if the contractor becomes involved in, or is threatened with litigation by a subcontractor, or supplier because of such direction, the contractor may request the Recipient to enter into any litigation to protect the interests of the Recipient. In addition, the contractor may request the United States to enter into the litigation to protect the interests of the United States.

Standard Title VI/Non-Discrimination Statutes and Authorities

During the performance of this contract, the contractor, for itself, its assignees, and successors in interest (hereinafter referred to as the “contractor”) agrees to comply with the following non-discrimination statutes and authorities; including but not limited to:

- Title VI of the Civil Rights Act of 1964 (42 U.S.C. § 2000d *et seq.*, 78 stat. 252), (prohibits discrimination on the basis of race, color, national origin); and 49 CFR Part 21;
- The Uniform Relocation Assistance and Real Property Acquisition Policies Act of 1970, (42 U.S.C. § 4601), (prohibits unfair treatment of persons displaced or whose property has been acquired because of Federal or Federal-aid programs and projects);
- Federal-Aid Highway Act of 1973, (23 U.S.C. § 324 *et seq.*), (prohibits discrimination on the basis of sex);
- Section 504 of the Rehabilitation Act of 1973, (29 U.S.C. § 794 *et seq.*), as amended, (prohibits discrimination on the basis of disability); and 49 CFR Part 27;
- The Age Discrimination Act of 1975, as amended, (42 U.S.C. § 6101 *et seq.*), (prohibits discrimination on the basis of age);
- Airport and Airway Improvement Act of 1982, (49 USC § 471, Section 47123), as amended, (prohibits discrimination based on race, creed, color, national origin, or sex);
- The Civil Rights Restoration Act of 1987, (PL 100-209), (Broadened the scope, coverage and applicability of Title VI of the Civil Rights Act of 1964, The Age Discrimination Act of 1975 and Section 504 of the Rehabilitation Act of 1973, by expanding the definition of the terms “programs or activities” to include all of the programs or activities of the Federal-aid recipients, sub-recipients and contractors, whether such programs or activities are Federally funded or not);
- Titles II and III of the Americans with Disabilities Act, which prohibit discrimination on the basis of disability in the operation of public entities, public and private transportation systems, places of public accommodation, and certain testing entities (42 U.S.C. §§ 12131 -- 12189) as implemented by Department of Transportation regulations at 49 C.F.R. parts 37 and 38;
- The Federal Aviation Administration’s Non-discrimination statute (49 U.S.C. § 47123) (prohibits discrimination on the basis of race, color, national origin, and sex);
- Executive Order 12898, Federal Actions to Address Environmental Justice in Minority Populations and Low-Income Populations, which ensures non-discrimination against minority populations by discouraging programs, policies, and activities with disproportionately high and adverse human health or environmental effects on minority and low-income populations;
- Executive Order 13166, Improving Access to Services for Persons with Limited English Proficiency, and resulting agency guidance, national origin discrimination includes discrimination because of limited English proficiency (LEP). To ensure compliance with Title VI, you must take reasonable steps to ensure that LEP persons have meaningful access to your programs (70 Fed. Reg. at 74087 to 74100);
- Title IX of the Education Amendments of 1972, as amended, which prohibits you from discriminating because of sex in education programs or activities (20 U.S.C. 1681 *et seq.*).

EXECUTIVE BRANCH CODE OF ETHICS

In the 1992 regular legislative session, the General Assembly passed and Governor Brereton Jones signed Senate Bill 63 (codified as KRS 11A), the Executive Branch Code of Ethics, which states, in part:

KRS 11A.040 (7) provides:

No present or former public servant shall, within six (6) months following termination of his office or employment, accept employment, compensation, or other economic benefit from any person or business that contracts or does business with, or is regulated by, the state in matters in which he was directly involved during the last thirty-six (36) months of his tenure. This provision shall not prohibit an individual from returning to the same business, firm, occupation, or profession in which he was involved prior to taking office or beginning his term of employment, or for which he received, prior to his state employment, a professional degree or license, provided that, for a period of six (6) months, he personally refrains from working on any matter in which he was directly involved during the last thirty-six (36) months of his tenure in state government. This subsection shall not prohibit the performance of ministerial functions, including but not limited to filing tax returns, filing applications for permits or licenses, or filing incorporation papers, nor shall it prohibit the former officer or public servant from receiving public funds disbursed through entitlement programs.

KRS 11A.040 (9) states:

A former public servant shall not represent a person or business before a state agency in a matter in which the former public servant was directly involved during the last thirty-six (36) months of his tenure, for a period of one (1) year after the latter of:

- a) The date of leaving office or termination of employment; or
- b) The date the term of office expires to which the public servant was elected.

This law is intended to promote public confidence in the integrity of state government and to declare as public policy the idea that state employees should view their work as a public trust and not as a way to obtain private benefits.

If you have worked for the executive branch of state government within the past six months, you may be subject to the law's prohibitions. The law's applicability may be different if you hold elected office or are contemplating representation of another before a state agency.

Also, if you are affiliated with a firm which does business with the state and which employs former state executive-branch employees, you should be aware that the law may apply to them.

In case of doubt, the law permits you to request an advisory opinion from the Executive Branch Ethics Commission, 3 Fountain Place, Frankfort, Kentucky 40601; telephone (502) 564-7954.

Revised: January 27, 2017

KENTUCKY TRANSPORTATION CABINET
DEPARTMENT OF HIGHWAYS
TRAINING SPECIAL PROVISIONS

This Training Special Provision supersedes subparagraph 7b of the Special Provision entitled "Specific Equal Employment Opportunity Responsibilities," (Attachment 1), and is in implementation of 23 U.S.C. 140(a).

As part of the contractor's equal employment opportunity affirmative action program training shall be provided as follows:

The contractor shall provide on-the-job training aimed at developing full journeymen in the type of trade or job classification involved.

The number of trainees to be trained under these special provisions and in this contract is shown in "Special Notes Applicable to Project" in the bid proposal.

In the event that a contractor subcontracts a portion of the contract work, he shall determine how many, if any, of the trainees are to be trained by the subcontractor, provided, however, that the contractor shall retain the primary responsibility for meeting the training requirements imposed by this special provision. The contractor shall also insure that this training special provision is made applicable to such subcontract. Where feasible, 25 percent of apprentices or trainees in each occupation shall be in their first year of apprenticeship or training.

The number of trainees shall be distributed among the work classifications on the basis of the contractor's needs and the availability of journeymen in the various classifications within a reasonable area of recruitment. Prior to commencing construction the contractor shall submit to the Kentucky Transportation Cabinet, Department of Highways for its approval, an acceptable training program on forms provided by the Cabinet indicating the number of trainees to be trained in each selected classification. Failure to provide the Cabinet with the proper documentation evidencing an acceptable training program prior to commencing construction shall cause the Cabinet to suspend the operations of the contractor with (if applicable) working days being charged as usual against the contract time or (if applicable), no additional contract time being granted for the suspension period. The Cabinet will not be liable for the payment of any work performed during the suspension period due to the failure of the contractor to provide an acceptable training program. Said suspension period shall be terminated when an acceptable training program is received by the Cabinet. Furthermore, the contractor shall specify the starting time for training in each of the classifications. The contractor will be credited for each trainee employed by him on the contract work who is currently enrolled or becomes enrolled in an approved program and will be reimbursed for such trainees as provided hereinafter.

Training and upgrading of minorities and women toward journeymen status is a primary objective of this Training Special Provision. Accordingly, the contractor shall make every effort to enroll minority trainees and women (e.g., by conducting systematic and direct recruitment through public and private sources likely to yield minority and women trainees) to the extent that such persons are available within a reasonable area of recruitment. The contractor will be responsible for demonstrating the steps that he has taken in pursuance thereof, prior to a determination as to whether the contractor is in compliance with this Training Special Provision. This training commitment is not intended, and shall not be used, to discriminate against any applicant for training, whether a member of a minority group or not.

No employee shall be employed as a trainee in any classification in which he has successfully completed a training course leading to journeyman status or in which he has been employed as a journeyman. The contractor should satisfy this requirement by including appropriate questions in the employee application or by other suitable means. Regardless of the method used the contractor's records should document the findings in each case. The minimum length and type of training for each classification will be as established in the training program selected by the contractor and approved by the Kentucky Transportation Cabinet, Department of Highways and the Federal Highway Administration shall approve a program if it is reasonably calculated to meet the equal employment opportunity obligations of the contractor and to qualify the average trainee for journeyman status in the classification concerned by the end of the training period. Furthermore, apprenticeship programs

registered with the U.S. Department of Labor, Bureau of Apprenticeship and Training, or with a State apprenticeship agency recognized by the Bureau and training programs approved but not necessarily sponsored by the U.S. Department of Labor, Manpower Administration, Bureau of Apprenticeship and Training shall also be considered acceptable provided it is being administered in a manner consistent with the equal employment obligations of Federal-aid highway construction contracts. Approval or acceptance of a training program shall be obtained from the State prior to commencing work on the classification covered by the program. It is the intention of these provisions that training is to be provided in the construction crafts rather than clerk-typists or secretarial-type positions. Training is permissible in lower level management positions such as office engineers, estimators, timekeepers, etc., where the training is oriented toward construction applications. Training in the laborer classification may be permitted provided that significant and meaningful training is provided and approved by the division office. Some offsite training is permissible as long as the training is an integral part of an approved training program and does not comprise a significant part of the overall training.

Except as otherwise noted below, the contractor will be reimbursed for each hour of training given an employee on this contract in accordance with an approved training program. As approved by the engineer, reimbursement will be made for training persons in excess of the number specified herein. This reimbursement will be made even though the contractor receives additional training program funds from other sources, provided such other source does not specifically prohibit the contractor from receiving other reimbursement. Reimbursement for offsite training indicated above may only be made to the contractor where he does one or more of the following and the trainees are concurrently employed on a Federal-aid project; contributes to the cost of the training, provides the instruction to the trainee or pays the trainee's wages during the offsite training period.

No payment shall be made to the contractor if either the failure to provide the required training, or the failure to hire the trainee as a journeyman, is caused by the contractor and evidences a lack of good faith on the part of the contractor in meeting the requirements of this Training Special Provision. It is normally expected that a trainee will begin his training on the project as soon as feasible after start of work utilizing the skill involved and remain on the project as long as training opportunities exist in his work classification or until he has completed his training program. It is not required that all trainees be on board for the entire length of the contract. A contractor will have fulfilled his responsibilities under this Training Special Provision if he has provided acceptable training to the number of trainees specified. The number trained shall be determined on the basis of the total number enrolled on the contract for a significant period.

Trainees will be paid at least 60 percent of the appropriate minimum journeyman's rate specified in the contract for the first half of the training period, 75 percent for the third quarter of the training period, and 90 percent for the last quarter of the training period, unless apprentices or trainees in an approved existing program are enrolled as trainees on this project. In that case, the appropriate rates approved by the Departments of Labor or Transportation in connection with the existing program shall apply to all trainees being trained for the same classification who are covered by this Training Special Provision.

The contractor shall furnish the trainee a copy of the program he will follow in providing the training. The contractor shall provide each trainee with a certification showing the type and length of training satisfactorily completed.

The contractor will provide for the maintenance of records and furnish periodic reports documenting his performance under this Training Special Provision.

General Decision Number: KY180100 01/05/2018 KY100

Superseded General Decision Number: KY20170100

State: Kentucky

Construction Type: Highway

Counties: Anderson, Bath, Bourbon, Boyd, Boyle, Bracken, Breckinridge, Bullitt, Carroll, Carter, Clark, Elliott, Fayette, Fleming, Franklin, Gallatin, Grant, Grayson, Greenup, Hardin, Harrison, Henry, Jefferson, Jessamine, Larue, Lewis, Madison, Marion, Mason, Meade, Mercer, Montgomery, Nelson, Nicholas, Oldham, Owen, Robertson, Rowan, Scott, Shelby, Spencer, Trimble, Washington and Woodford Counties in Kentucky.

HIGHWAY CONSTRUCTION PROJECTS (excluding tunnels, building structures in rest area projects & railroad construction; bascule, suspension & spandrel arch bridges designed for commercial navigation, bridges involving marine construction; and other major bridges).

Note: Under Executive Order (EO) 13658, an hourly minimum wage of \$10.35 for calendar year 2018 applies to all contracts subject to the Davis-Bacon Act for which the contract is awarded (and any solicitation was issued) on or after January 1, 2015. If this contract is covered by the EO, the contractor must pay all workers in any classification listed on this wage determination at least \$10.35 per hour (or the applicable wage rate listed on this wage determination, if it is higher) for all hours spent performing on the contract in calendar year 2018. The EO minimum wage rate will be adjusted annually. Please note that this EO applies to the above-mentioned types of contracts entered into by the federal government that are subject to the Davis-Bacon Act itself, but it does not apply to contracts subject only to the Davis-Bacon Related Acts, including those set forth at 29 CFR 5.1(a)(2)-(60). Additional information on contractor requirements and worker protections under the EO is available at www.dol.gov/whd/govcontracts.

| | |
|---------------------|------------------|
| Modification Number | Publication Date |
| 0 | 01/05/2018 |

BRIN0004-003 06/01/2017

BRECKENRIDGE COUNTY

| | Rates | Fringes |
|-----------------|----------|---------|
| BRICKLAYER..... | \$ 26.80 | 12.38 |
| ----- | | |

BRKY0001-005 06/01/2017

BULLITT, CARROLL, GRAYSON, HARDIN, HENRY, JEFFERSON, LARUE, MARION, MEADE, NELSON, OLDHAM, SHELBY, SPENCER, & TRIMBLE COUNTIES:

| | Rates | Fringes |
|-----------------|----------|---------|
| BRICKLAYER..... | \$ 26.80 | 12.38 |

BRKY0002-006 06/01/2017

BRACKEN, GALLATIN, GRANT, MASON & ROBERTSON COUNTIES:

| | Rates | Fringes |
|-----------------|----------|---------|
| BRICKLAYER..... | \$ 27.81 | 13.01 |

BRKY0007-004 06/01/2017

BOYD, CARTER, ELLIOT, FLEMING, GREENUP, LEWIS & ROWAN COUNTIES:

| | Rates | Fringes |
|-----------------|----------|---------|
| BRICKLAYER..... | \$ 32.98 | 19.02 |

BRKY0017-004 06/01/2017

ANDERSON, BATH, BOURBON, BOYLE, CLARK, FAYETTE, FRANKLIN,
HARRISON, JESSAMINE, MADISON, MERCER, MONTGOMERY, NICHOLAS,
OWEN, SCOTT, WASHINGTON & WOODFORD COUNTIES:

| | Rates | Fringes |
|-----------------|----------|---------|
| BRICKLAYER..... | \$ 26.47 | 12.76 |

CARP0064-001 05/01/2015

| | Rates | Fringes |
|--------------------|----------|---------|
| CARPENTER..... | \$ 27.50 | 16.06 |
| Diver..... | \$ 41.63 | 16.06 |
| PILEDRIVERMAN..... | \$ 27.75 | 16.06 |

ELEC0212-008 06/05/2017

BRACKEN, GALLATIN and GRANT COUNTIES

| | Rates | Fringes |
|------------------|----------|---------|
| ELECTRICIAN..... | \$ 27.90 | 17.56 |

ELEC0212-014 12/01/2014

BRACKEN, GALLATIN & GRANT COUNTIES:

| | Rates | Fringes |
|--|----------|---------|
| Sound & Communication Technician..... | \$ 22.75 | 10.08 |

ELEC0317-012 06/01/2016

BOYD, CARTER, ELLIOT & ROWAN COUNTIES:

| | Rates | Fringes |
|-----------------------|----------|---------|
| ELECTRICIAN (Wiremen) | | |
| Cable Splicer..... | \$ 32.68 | 18.13 |
| Electrician..... | \$ 33.31 | 22.98 |

 ELEC0369-007 05/31/2017

ANDERSON, BATH, BOURBON, BOYLE, BRECKINRIDGE, BULLITT, CARROLL,
 CLARK, FAYETTE, FRAONKLIN, GRAYSON, HARDIN, HARRISON, HENRY,
 JEFFERSON, JESSAMINE, LARUE, MADISON, MARION, MEADE, MERCER,
 MONTGOMERY, NELSON, NICHOLAS, OLDHAM, OWEN, ROBERTSON, SCOTT,
 SHELBY, SPENCER, TRIMBLE, WASHINGTON, & WOODFORD COUNTIES:

| | Rates | Fringes |
|------------------|----------|---------|
| ELECTRICIAN..... | \$ 31.07 | 16.60 |

 ELEC0575-002 05/29/2017

FLEMING, GREENUP, LEWIS & MASON COUNTIES:

| | Rates | Fringes |
|------------------|----------|---------|
| ELECTRICIAN..... | \$ 32.15 | 15.77 |

 ENGI0181-018 07/01/2017

| | Rates | Fringes |
|--------------------------|----------|---------|
| POWER EQUIPMENT OPERATOR | | |
| GROUP 1..... | \$ 31.95 | 15.15 |
| GROUP 2..... | \$ 29.09 | 15.15 |
| GROUP 3..... | \$ 29.54 | 15.15 |
| GROUP 4..... | \$ 28.77 | 15.15 |

OPERATING ENGINEER CLASSIFICATIONS

GROUP 1 - A-Frame Winch Truck; Auto Patrol; Backfiller;
 Batcher Plant; Bituminous Paver; Bituminous Transfer
 Machine; Boom Cat; Bulldozer; Mechanic; Cableway; Carry-All
 Scoop; Carry Deck Crane; Central Compressor Plant; Cherry
 Picker; Clamshell; Concrete Mixer (21 cu. ft. or Over);
 Concrete Paver; Truck-Mounted Concrete Pump; Core Drill;
 Crane; Crusher Plant; Derrick; Derrick Boat; Ditching &
 Trenching Machine; Dragline; Dredge Operator; Dredge
 Engineer; Elevating Grader & Loaders; Grade-All; Gurries;
 Heavy Equipment Robotics Operator/Mechanic; High Lift;
 Hoe-Type Machine; Hoist (Two or More Drums); Hoisting
 Engine (Two or More Drums); Horizontal Directional Drill
 Operator; Hydrocrane; Hyster; KeCal Loader; LeTourneau;
 Locomotive; Mechanic; Mechanically Operated Laser Screed;
 Mechanic Welder; Mucking Machine; Motor Scraper; Orangepeel
 Bucket; Overhead Crane; Piledriver; Power Blade; Pumpcrete;
 Push Dozer; Rock Spreader, attached to equipment; Rotary
 Drill; Roller (Bituminous); Rough Terrain Crane; Scarifier;
 Scoopmobile; Shovel; Side Boom; Subgrader; Tailboom;

Telescoping Type Forklift; Tow or Push Boat; Tower Crane (French, German & other types); Tractor Shovel; Truck Crane; Tunnel Mining Machines, including Moles, Shields or similar types of Tunnel Mining Equipment

GROUP 2 - Air Compressor (Over 900 cu. ft. per min.); Bituminous Mixer; Boom Type Tamping Machine; Bull Float; Concrete Mixer (Under 21 cu. ft.); Dredge Engineer; Electric Vibrator; Compactor/Self-Propelled Compactor; Elevator (One Drum or Buck Hoist); Elevator (When used to Hoist Building Material); Finish Machine; Firemen & Hoist (One Drum); Flexplane; Forklift (Regardless of Lift Height); Form Grader; Joint Sealing Machine; Outboard Motor Boat; Power Sweeper (Riding Type); Roller (Rock); Ross Carrier; Skid Mounted or Trailer Mounted Concrete Pump; Skid Steer Machine with all Attachments; Switchman or Brakeman; Throttle Valve Person; Tractair & Road Widening Trencher; Tractor (50 H.P. or Over); Truck Crane Oiler; Tugger; Welding Machine; Well Points; & Whirley Oiler

GROUP 3 - All Off Road Material Handling Equipment, including Articulating Dump Trucks; Greaser on Grease Facilities servicing Heavy Equipment

GROUP 4 - Bituminous Distributor; Burlap & Curing Machine; Cement Gun; Concrete Saw; Conveyor; Deckhand Oiler; Grout Pump; Hydraulic Post Driver; Hydro Seeder; Mud Jack; Oiler; Paving Joint Machine; Power Form Handling Equipment; Pump; Roller (Earth); Steerman; Tamping Machine; Tractor (Under 50 H.P.); & Vibrator

CRANES - with booms 150 ft. & Over (Including JIB), and where the length of the boom in combination with the length of the piling leads equals or exceeds 150 ft. - \$1.00 over Group 1 rate

EMPLOYEES ASSIGNED TO WORK BELOW GROUND LEVEL ARE TO BE PAID 10% ABOVE BASIC WAGE RATE. THIS DOES NOT APPLY TO OPEN CUT WORK.

IRON0044-009 06/01/2017

BRACKEN, GALLATIN, GRANT, HARRISON, ROBERTSON,
BOURBON (Northern third, including Townships of Jackson, Millersburg, Ruddel Mills & Shawhan);
CARROLL (Eastern third, including the Township of Ghent);
FLEMING (Western part, excluding Townships of Beechburg, Colfax, Elizaville, Flemingsburg, Flemingsburg Junction, Foxport, Grange City, Hillsboro, Hilltop, Mount Carmel, Muses Mills, Nepton, Pecksridge, Plummers Landing, Plummers Mill, Poplar Plains, Ringos Mills, Tilton & Wallingford);
MASON (Western two-thirds, including Townships of Dover, Lewisburg, Mays Lick, Maysville, Minerva, Moranburg, Murphysville, Ripley, Sardis, Shannon, South Ripley & Washington);
NICHOLAS (Townships of Barefoot, Barterville, Carlisle, Ellisville, Headquarters, Henryville, Morningglory, Myers & Oakland Mills);
OWEN (Townships of Beechwood, Bromley, Fairbanks, Holbrook,

Jonesville, Long Ridge, Lusby's Mill, New, New Columbus, New Liberty, Owenton, Poplar Grove, Rockdale, Sanders, Teresita & Wheatley);

SCOTT (Northern two-thirds, including Townships of Biddle, Davis, Delaplain, Elmville, Longlick, Muddy Ford, Oxford, Rogers Gap, Sadieville, Skinnersburg & Stonewall)

| | Rates | Fringes |
|--------------------|----------|---------|
| IRONWORKER | | |
| Fence Erector..... | \$ 23.76 | 19.15 |
| Structural..... | \$ 27.60 | 20.10 |

 IRON0070-006 06/01/2017

ANDERSON, BOYLE, BRECKINRIDGE, BULLITT, FAYETTE, FRANKLIN, GRAYSON, HARDIN, HENRY, JEFFERSON, JESSAMINE, LARUE, MADISON, MARION, MEADE, MERCER, NELSON, OLDHAM, SHELBY, SPENCER, TRIMBLE, WASHINGTON & WOODFORD
 BOURBON (Southern two-thirds, including Townships of Austerlity, Centerville, Clintonville, Elizabeth, Hutchison, Littlerock, North Middletown & Paris);
 CARROLL (Western two-thirds, including Townships of Carrollton, Easterday, English, Locust, Louis, Prestonville & Worthville);
 CLARK (Western two-thirds, including Townships of Becknerville, Flanagan, Ford, Pine Grove, Winchester & Wyandotte);
 OWEN (Eastern eighth, including Townships of Glenmary, Gratz, Monterey, Perry Park & Tacketts Mill);
 SCOTT (Southern third, including Townships of Georgetown, Great Crossing, Newtown, Stampling Ground & Woodlake);

| | Rates | Fringes |
|-----------------|----------|---------|
| IRONWORKER..... | \$ 28.30 | 21.85 |

 IRON0769-007 06/01/2017

BATH, BOYD, CARTER, ELLIOTT, GREENUP, LEWIS, MONTGOMERY & ROWAN
 CLARK (Eastern third, including townships of Bloomingdale, Hunt, Indian Fields, Kiddville, Loglick, Rightangele & Thomson);
 FLEMING (Townships of Beechburg, Colfax, Elizaville, Flemingsburg, Flemingsburg Junction, Foxport, Grange City, Hillsboro, Hilltop, Mount Carmel, Muses Mills, Nepton, Pecksridge, Plummers Landing, Plummers Mill, Poplar Plains, Ringos Mills, Tilton & Wallingford);
 MASON (Eastern third, including Townships of Helena, Marshall, Orangeburg, Plumville & Springdale);
 NICHOLAS (Eastern eighth, including the Township of Moorefield Sprout)

| | Rates | Fringes |
|-------------|----------|---------|
| IRONWORKER | | |
| ZONE 1..... | \$ 31.33 | 23.97 |
| ZONE 2..... | \$ 31.73 | 23.97 |
| ZONE 3..... | \$ 33.33 | 23.97 |

ZONE 1 - Up to 10 mile radius of Union Hall, Ashland, Ky.,
1643 Greenup Ave.

ZONE 2 - 10 to 50 mile radius of Union Hall, Ashland, Ky.,
1643 Greenup Ave.

ZONE 3 - 50 mile radius & over of Union Hall, Ashland, Ky.,
1643 Greenup Ave.

LABO0189-003 07/01/2016

BATH, BOURBON, BOYD, BOYLE, BRACKEN, CARTER, CLARK, ELLIOTT,
FAYETTE, FLEMING, FRANKLIN, GALLATIN, GRANT, GREENUP, HARRISON,
JESSAMINE, LEWIS, MADISON, MASON, MERCER, MONTGOMERY, NICHOLAS,
OWEN, ROBERTSON, ROWAN, SCOTT, & WOOLFORD COUNTIES

| | Rates | Fringes |
|--------------|----------|---------|
| Laborers: | | |
| GROUP 1..... | \$ 23.14 | 13.29 |
| GROUP 2..... | \$ 23.39 | 13.29 |
| GROUP 3..... | \$ 23.44 | 13.29 |
| GROUP 4..... | \$ 24.04 | 13.29 |

LABORERS CLASSIFICATIONS

GROUP 1 - Aging & Curing of Concrete; Asbestos Abatement
Worker; Asphalt Plant; Asphalt; Batch Truck Dump; Carpenter
Tender; Cement Mason Tender; Cleaning of Machines;
Concrete; Demolition; Dredging; Environmental - Nuclear,
Radiation, Toxic & Hazardous Waste - Level D; Flagperson;
Grade Checker; Hand Digging & Hand Back Filling; Highway
Marker Placer; Landscaping, Mesh Handler & Placer; Puddler;
Railroad; Rip-rap & Grouter; Right-of-Way; Sign, Guard Rail
& Fence Installer; Signal Person; Sound Barrier Installer;
Storm & Sanitary Sewer; Swamper; Truck Spotter & Dumper;
Wrecking of Concrete Forms; General Cleanup

GROUP 2 - Batter Board Man (Sanitary & Storm Sewer);
Brickmason Tender; Mortar Mixer Operator; Scaffold Builder;
Burner & Welder; Bushhammer; Chain Saw Operator; Concrete
Saw Operator; Deckhand Scow Man; Dry Cement Handler;
Environmental - Nuclear, Radiation, Toxic & Hazardous Waste
- Level C; Forklift Operator for Masonary; Form Setter;
Green Concrete Cutting; Hand Operated Grouter & Grinder
Machine Operator; Jackhammer; Pavement Breaker; Paving
Joint Machine; Pipelayer; Plastic Pipe Fusion; Power Driven
Georgia Buggy & Wheel Barrow; Power Post Hole Digger;
Precast Manhole Setter; Walk-Behind Tamper; Walk-Behind
Trencher; Sand Blaster; Concrete Chipper; Surface Grinder;
Vibrator Operator; Wagon Driller

GROUP 3 - Asphalt Luteman & Raker; Gunnite Nozzleman;
Gunnite Operator & Mixer; Grout Pump Operator; Side Rail
Setter; Rail Paved Ditches; Screw Operator; Tunnel (Free
Air); Water Blaster

GROUP 4 - Caisson Worker (Free Air); Cement Finisher;

Environmental - Nuclear, Radiation, Toxic & Hazardous Waste
- Levels A & B; Miner & Driller (Free Air); Tunnel Blaster;
& Tunnel Mucker (Free Air); Directional & Horizontal
Boring; Air Track Drillers (All Types); Powdermen &
Blasters; Troxler & Concrete Tester if Laborer is Utilized

LABO0189-008 07/01/2017

ANDERSON, BULLITT, CARROLL, HARDIN, HENRY, JEFFERSON, LARUE,
MARION, MEADE, NELSON, OLDHAM, SHELBY, SPENCER, TRIMBLE &
WASHINGTON COUNTIES

| | Rates | Fringes |
|--------------|----------|---------|
| Laborers: | | |
| GROUP 1..... | \$ 23.14 | 13.29 |
| GROUP 2..... | \$ 23.39 | 13.29 |
| GROUP 3..... | \$ 23.44 | 13.29 |
| GROUP 4..... | \$ 24.04 | 13.29 |

LABORERS CLASSIFICATIONS

GROUP 1 - Aging & Curing of Concrete; Asbestos Abatement
Worker; Asphalt Plant; Asphalt; Batch Truck Dump; Carpenter
Tender; Cement Mason Tender; Cleaning of Machines;
Concrete; Demolition; Dredging; Environmental - Nuclear,
Radiation, Toxic & Hazardous Waste - Level D; Flagperson;
Grade Checker; Hand Digging & Hand Back Filling; Highway
Marker Placer; Landscaping, Mesh Handler & Placer; Puddler;
Railroad; Rip-rap & Grouter; Right-of-Way; Sign, Guard Rail
& Fence Installer; Signal Person; Sound Barrier Installer;
Storm & Sanitary Sewer; Swamper; Truck Spotter & Dumper;
Wrecking of Concrete Forms; General Cleanup

GROUP 2 - Batter Board Man (Sanitary & Storm Sewer);
Brickmason Tender; Mortar Mixer Operator; Scaffold Builder;
Burner & Welder; Bushhammer; Chain Saw Operator; Concrete
Saw Operator; Deckhand Scow Man; Dry Cement Handler;
Environmental - Nuclear, Radiation, Toxic & Hazardous Waste
- Level C; Forklift Operator for Masonary; Form Setter;
Green Concrete Cutting; Hand Operated Grouter & Grinder
Machine Operator; Jackhammer; Pavement Breaker; Paving
Joint Machine; Pipelayer; Plastic Pipe Fusion; Power Driven
Georgia Buggy & Wheel Barrow; Power Post Hole Digger;
Precast Manhole Setter; Walk-Behind Tamper; Walk-Behind
Trencher; Sand Blaster; Concrete Chipper; Surface Grinder;
Vibrator Operator; Wagon Driller

GROUP 3 - Asphalt Luteman & Raker; Gunnite Nozzleman;
Gunnite Operator & Mixer; Grout Pump Operator; Side Rail
Setter; Rail Paved Ditches; Screw Operator; Tunnel (Free
Air); Water Blaster

GROUP 4 - Caisson Worker (Free Air); Cement Finisher;
Environmental - Nuclear, Radiation, Toxic & Hazardous Waste
- Levels A & B; Miner & Driller (Free Air); Tunnel Blaster;
& Tunnel Mucker (Free Air); Directional & Horizontal
Boring; Air Track Drillers (All Types); Powdermen &

Blasters; Troxler & Concrete Tester if Laborer is Utilized

LABO0189-009 07/01/2014

BRECKINRIDGE & GRAYSON COUNTIES

| | Rates | Fringes |
|--------------|----------|---------|
| Laborers: | | |
| GROUP 1..... | \$ 22.66 | 11.10 |
| GROUP 2..... | \$ 22.91 | 11.10 |
| GROUP 3..... | \$ 22.96 | 11.10 |
| GROUP 4..... | \$ 23.56 | 11.10 |

LABORERS CLASSIFICATIONS

GROUP 1 - Aging & Curing of Concrete; Asbestos Abatement Worker; Asphalt Plant; Asphalt; Batch Truck Dump; Carpenter Tender; Cement Mason Tender; Cleaning of Machines; Concrete; Demolition; Dredging; Environmental - Nuclear, Radiation, Toxic & Hazardous Waste - Level D; Flagperson; Grade Checker; Hand Digging & Hand Back Filling; Highway Marker Placer; Landscaping, Mesh Handler & Placer; Puddler; Railroad; Rip-rap & Grouter; Right-of-Way; Sign, Guard Rail & Fence Installer; Signal Person; Sound Barrier Installer; Storm & Sanitary Sewer; Swamper; Truck Spotter & Dumper; Wrecking of Concrete Forms; General Cleanup

GROUP 2 - Batter Board Man (Sanitary & Storm Sewer); Brickmason Tender; Mortar Mixer Operator; Scaffold Builder; Burner & Welder; Bushhammer; Chain Saw Operator; Concrete Saw Operator; Deckhand Scow Man; Dry Cement Handler; Environmental - Nuclear, Radiation, Toxic & Hazardous Waste - Level C; Forklift Operator for Masonary; Form Setter; Green Concrete Cutting; Hand Operated Grouter & Grinder Machine Operator; Jackhammer; Pavement Breaker; Paving Joint Machine; Pipelayer; Plastic Pipe Fusion; Power Driven Georgia Buggy & Wheel Barrow; Power Post Hole Digger; Precast Manhole Setter; Walk-Behind Tamper; Walk-Behind Trencher; Sand Blaster; Concrete Chipper; Surface Grinder; Vibrator Operator; Wagon Driller

GROUP 3 - Asphalt Luteman & Raker; Gunnite Nozzleman; Gunnite Operator & Mixer; Grout Pump Operator; Side Rail Setter; Rail Paved Ditches; Screw Operator; Tunnel (Free Air); Water Blaster

GROUP 4 - Caisson Worker (Free Air); Cement Finisher; Environmental - Nuclear, Radiation, Toxic & Hazardous Waste - Levels A & B; Miner & Driller (Free Air); Tunnel Blaster; & Tunnel Mucker (Free Air); Directional & Horizontal Boring; Air Track Drillers (All Types); Powdermen & Blasters; Troxler & Concrete Tester if Laborer is Utilized

PAIN0012-005 06/11/2005

BATH, BOURBON, BOYLE, CLARK, FAYETTE, FLEMING, FRANKLIN,
HARRISON, JESSAMINE, MADISON, MERCER, MONTGOMERY, NICHOLAS,

ROBERTSON, SCOTT & WOODFORD COUNTIES:

| | Rates | Fringes |
|--|----------|---------|
| PAINTER | | |
| Bridge/Equipment Tender and/or Containment Builder.. | \$ 18.90 | 5.90 |
| Brush & Roller..... | \$ 21.30 | 5.90 |
| Elevated Tanks; Steeplejack Work; Bridge & Lead Abatement..... | \$ 22.30 | 5.90 |
| Sandblasting & Waterblasting..... | \$ 22.05 | 5.90 |
| Spray..... | \$ 21.80 | 5.90 |

 PAIN0012-017 05/01/2015

BRACKEN, GALLATIN, GRANT, MASON & OWEN COUNTIES:

| | Rates | Fringes |
|--|----------|---------|
| PAINTER (Heavy & Highway Bridges - Guardrails - Lightpoles - Striping) | | |
| Bridge Equipment Tender and Containment Builder..... | \$ 20.73 | 9.06 |
| Brush & Roller..... | \$ 23.39 | 9.06 |
| Elevated Tanks; Steeplejack Work; Bridge & Lead Abatement..... | \$ 24.39 | 9.06 |
| Sandblasting & Water Blasting..... | \$ 24.14 | 9.06 |
| Spray..... | \$ 23.89 | 9.06 |

 PAIN0118-004 06/01/2014

ANDERSON, BRECKINRIDGE, BULLITT, CARROLL, GRAYSON, HARDIN,
 HENRY, JEFFERSON, LARUE, MARION, MEADE, NELSON, OLDHAM, SHELBY,
 SPENCER, TRIMBLE & WASHINGTON COUNTIES:

| | Rates | Fringes |
|---|----------|---------|
| PAINTER | | |
| Brush & Roller..... | \$ 18.50 | 11.97 |
| Spray, Sandblast, Power Tools, Waterblast & Steam Cleaning..... | \$ 19.50 | 11.97 |

 * PAIN1072-003 12/01/2017

BOYD, CARTER, ELLIOTT, GREENUP, LEWIS and ROWAN COUNTIES

| | Rates | Fringes |
|---|----------|---------|
| Painters: | | |
| Bridges; Locks; Dams; Tension Towers & Energized Substations..... | \$ 33.33 | 15.45 |

Power Generating Facilities.\$ 30.09 15.45

 PLUM0248-003 06/01/2017

BOYD, CARTER, ELLIOTT, GREENUP, LEWIS & ROWAN COUNTIES:

| | Rates | Fringes |
|------------------------------|----------|---------|
| Plumber and Steamfitter..... | \$ 35.00 | 25.12 |

 PLUM0392-007 06/01/2014

BRACKEN, CARROLL (Eastern Half), GALLATIN, GRANT, MASON, OWEN & ROBERTSON COUNTIES:

| | Rates | Fringes |
|-------------------------------|----------|---------|
| Plumbers and Pipefitters..... | \$ 29.80 | 17.79 |

 PLUM0502-003 08/01/2017

BRECKINRIDGE, BULLITT, CARROLL (Western Half), FRANKLIN (Western three-fourths), GRAYSON, HARDIN, HENRY, JEFFERSON, LARUE, MARION, MEADE, NELSON, OLDHAM, SHELBY, SPENCER, TRIMBLE & WASHINGTON COUNTIES

| | Rates | Fringes |
|--------------|----------|---------|
| PLUMBER..... | \$ 33.12 | 20.78 |

 SUKY2010-160 10/08/2001

| | Rates | Fringes |
|----------------|----------|---------|
| Truck drivers: | | |
| GROUP 1..... | \$ 16.57 | 7.34 |
| GROUP 2..... | \$ 16.68 | 7.34 |
| GROUP 3..... | \$ 16.86 | 7.34 |
| GROUP 4..... | \$ 16.96 | 7.34 |

TRUCK DRIVER CLASSIFICATIONS

GROUP 1 - Mobile Batch Truck Tender

GROUP 2 - Greaser; Tire Changer; & Mechanic Tender

GROUP 3 - Single Axle Dump; Flatbed; Semi-trailer or Pole Trailer when used to pull building materials and equipment; Tandem Axle Dump; Distributor; Mixer; & Truck Mechanic

GROUP 4 - Euclid & Other Heavy Earthmoving Equipment & Lowboy; Articulator Cat; 5-Axle Vehicle; Winch & A-Frame when used in transporting materials; Ross Carrier; Forklift when used to transport building materials; & Pavement Breaker

WELDERS - Receive rate prescribed for craft performing operation to which welding is incidental.

=====
Note: Executive Order (EO) 13706, Establishing Paid Sick Leave for Federal Contractors applies to all contracts subject to the Davis-Bacon Act for which the contract is awarded (and any solicitation was issued) on or after January 1, 2017. If this contract is covered by the EO, the contractor must provide employees with 1 hour of paid sick leave for every 30 hours they work, up to 56 hours of paid sick leave each year. Employees must be permitted to use paid sick leave for their own illness, injury or other health-related needs, including preventive care; to assist a family member (or person who is like family to the employee) who is ill, injured, or has other health-related needs, including preventive care; or for reasons resulting from, or to assist a family member (or person who is like family to the employee) who is a victim of, domestic violence, sexual assault, or stalking. Additional information on contractor requirements and worker protections under the EO is available at www.dol.gov/whd/govcontracts.

Unlisted classifications needed for work not included within the scope of the classifications listed may be added after award only as provided in the labor standards contract clauses (29CFR 5.5 (a) (1) (ii)).

The body of each wage determination lists the classification and wage rates that have been found to be prevailing for the cited type(s) of construction in the area covered by the wage determination. The classifications are listed in alphabetical order of "identifiers" that indicate whether the particular rate is a union rate (current union negotiated rate for local), a survey rate (weighted average rate) or a union average rate (weighted union average rate).

Union Rate Identifiers

A four letter classification abbreviation identifier enclosed in dotted lines beginning with characters other than "SU" or "UAVG" denotes that the union classification and rate were prevailing for that classification in the survey. Example: PLUM0198-005 07/01/2014. PLUM is an abbreviation identifier of the union which prevailed in the survey for this classification, which in this example would be Plumbers. 0198 indicates the local union number or district council number where applicable, i.e., Plumbers Local 0198. The next number, 005 in the example, is an internal number used in processing the wage determination. 07/01/2014 is the effective date of the most current negotiated rate, which in this example is July 1, 2014.

Union prevailing wage rates are updated to reflect all rate changes in the collective bargaining agreement (CBA) governing this classification and rate.

Survey Rate Identifiers

Classifications listed under the "SU" identifier indicate that no one rate prevailed for this classification in the survey and the published rate is derived by computing a weighted average rate based on all the rates reported in the survey for that classification. As this weighted average rate includes all rates reported in the survey, it may include both union and non-union rates. Example: SULA2012-007 5/13/2014. SU indicates the rates are survey rates based on a weighted average calculation of rates and are not majority rates. LA indicates the State of Louisiana. 2012 is the year of survey on which these classifications and rates are based. The next number, 007 in the example, is an internal number used in producing the wage determination. 5/13/2014 indicates the survey completion date for the classifications and rates under that identifier.

Survey wage rates are not updated and remain in effect until a new survey is conducted.

Union Average Rate Identifiers

Classification(s) listed under the UAVG identifier indicate that no single majority rate prevailed for those classifications; however, 100% of the data reported for the classifications was union data. EXAMPLE: UAVG-OH-0010 08/29/2014. UAVG indicates that the rate is a weighted union average rate. OH indicates the state. The next number, 0010 in the example, is an internal number used in producing the wage determination. 08/29/2014 indicates the survey completion date for the classifications and rates under that identifier.

A UAVG rate will be updated once a year, usually in January of each year, to reflect a weighted average of the current negotiated/CBA rate of the union locals from which the rate is based.

WAGE DETERMINATION APPEALS PROCESS

1.) Has there been an initial decision in the matter? This can be:

- * an existing published wage determination
- * a survey underlying a wage determination
- * a Wage and Hour Division letter setting forth a position on a wage determination matter
- * a conformance (additional classification and rate) ruling

On survey related matters, initial contact, including requests for summaries of surveys, should be with the Wage and Hour Regional Office for the area in which the survey was conducted because those Regional Offices have responsibility for the Davis-Bacon survey program. If the response from this initial contact is not satisfactory, then the process described in 2.) and 3.) should be followed.

With regard to any other matter not yet ripe for the formal process described here, initial contact should be with the Branch of Construction Wage Determinations. Write to:

Branch of Construction Wage Determinations
Wage and Hour Division
U.S. Department of Labor
200 Constitution Avenue, N.W.
Washington, DC 20210

2.) If the answer to the question in 1.) is yes, then an interested party (those affected by the action) can request review and reconsideration from the Wage and Hour Administrator (See 29 CFR Part 1.8 and 29 CFR Part 7). Write to:

Wage and Hour Administrator
U.S. Department of Labor
200 Constitution Avenue, N.W.
Washington, DC 20210

The request should be accompanied by a full statement of the interested party's position and by any information (wage payment data, project description, area practice material, etc.) that the requestor considers relevant to the issue.

3.) If the decision of the Administrator is not favorable, an interested party may appeal directly to the Administrative Review Board (formerly the Wage Appeals Board). Write to:

Administrative Review Board
U.S. Department of Labor
200 Constitution Avenue, N.W.
Washington, DC 20210

4.) All decisions by the Administrative Review Board are final.

=====

END OF GENERAL DECISION

Fringe benefit amounts are applicable for all hours worked except when otherwise noted.

No laborer, workman or mechanic shall be paid at a rate less than that of a Journeyman except those classified as bona fide apprentices.

Apprentices or trainees shall be permitted to work as such subject to Administrative Regulations adopted by the Commissioner of Workplace Standards. Copies of these regulations will be furnished upon request from any interested person.

Before using apprentices on the job the contractor shall present to the Contracting Officer written evidence of registration of such employees in a program of a State apprenticeship and training agency approved and recognized by the U. S. Bureau of Apprenticeship and Training. In the absence of such a State agency, the contractor shall submit evidence of approval and registration by the U. S. Bureau of Apprenticeship and Training.

The contractor shall submit to the Contracting Officer, written evidence of the established apprenticeship-journeyman ratios and wage rates in the project area, which will be the basis for establishing such ratios and rates for the project under the applicable contract provisions.

TO: EMPLOYERS/EMPLOYEES

PREVAILING WAGE SCHEDULE:

The wages indicated on this wage schedule are the least permitted to be paid for the occupations indicated. When an employee works in more than one classification, the employer must record the number of hours worked in each classification at the prescribed hourly base rate.

OVERTIME:

Overtime is to be paid after an employee works eight (8) hours a day or forty (40) hours a week, whichever gives the employee the greater wages. At least time and one-half the base rate is required for all overtime. A laborer, workman or mechanic and an employer may enter into a written agreement or a collective bargaining agreement to work more than eight (8) hours a calendar day but not more than ten (10) hours a calendar day for the straight time hourly rate. Wage violations or questions should be directed to the designated Engineer or the undersigned.

Director
Division of Construction Procurement
Frankfort, Kentucky 40622
502-564-3500

**NOTICE OF REQUIREMENT FOR AFFIRMATIVE ACTION
TO ENSURE EQUAL EMPLOYMENT OPPORTUNITY
(Executive Order 11246)**

1. The Offeror's or Bidder's attention is called to the "Equal Opportunity Clause" and the "Standard Federal Equal Employment Specifications" set forth herein.
2. The goals and timetables for minority and female participation, expressed in percentage terms for the Contractor's aggregate work force in each trade on all construction work in the covered area, are as follows:

| GOALS FOR MINORITY PARTICIPATION IN EACH TRADE | GOALS FOR FEMALE PARTICIPATION IN EACH TRADE |
|---|---|
| 10.8% | 6.9% |

These goals are applicable to all the Contractor's construction work (whether or not it is Federal or federally-assisted) performed in the covered area. If the contractor performs construction work in a geographical area located outside of the covered area, it shall apply the goals established for such geographical area where the work is actually performed. With regard to this second area, the contractor also is subject to the goals for both its federally involved and non-federally involved construction.

The Contractor's compliance with the Executive Order and the regulations in CFR Part 60-4 shall be based on its implementation of the Equal Opportunity Clause, specific affirmative action obligations required by the specifications set forth in 41 CFR 60-4, 3(a), and its efforts to meet the goals. The hours of minority and female employment and training must be substantially uniform throughout the length of the contract, and in each trade, and the contractor shall make a good faith effort to employ minorities and women evenly on each of its projects. The transfer of minority or female employees or trainees from Contractor to Contractor or from project to project for the sole purpose of meeting the Contractor's goals shall be a violation of the contract, the Executive Order and the regulations in 41 CFR Part 60-4. Compliance with the goals will be measured against the total work hours performed.

3. The Contractor shall provide written notification to the Director of the Office of Federal Contract Compliance Programs within ten (10) working days of award of any construction subcontract in excess of \$10,000.00 at any tier for construction work under the contract resulting from this solicitation. The notification shall list the name, address and telephone number of the subcontractor; employer identification number of the subcontractor; estimated dollar amount of the subcontract; estimated starting and completion dates of the subcontract; and the geographical area in which the subcontract is to be performed. The notification shall be mailed to:

**Evelyn Teague, Regional Director
Office of Federal Contract Compliance Programs
61 Forsyth Street, SW, Suite 7B75
Atlanta, Georgia 30303-8609**

4. As used in this Notice, and in the contract resulting from this solicitation, the "**covered area**" is Jessamine County.

PART IV
INSURANCE

INSURANCE

The Contractor shall procure and maintain the following insurance in addition to the insurance required by law:

- 1) Commercial General Liability-Occurrence form – not less than \$2,000,000 General aggregate, \$2,000,000 Products & Completed Aggregate, \$1,000,000 Personal & Advertising, \$1,000,000 each occurrence.
- 2) Automobile Liability- \$1,000,000 per accident
- 3) Employers Liability:
 - a) \$100,000 Each Accident Bodily Injury
 - b) \$500,000 Policy limit Bodily Injury by Disease
 - c) \$100,000 Each Employee Bodily Injury by Disease
- 4) The insurance required above must be evidenced by a Certificate of Insurance and this Certificate of Insurance must contain one of the following statements:
 - a) "policy contains no deductible clauses."
 - b) "policy contains _____ (amount) deductible property damage clause but company will pay claim and collect the deductible from the insured."
- 5) KENTUCKY WORKMEN'S COMPENSATION INSURANCE. The contractor shall furnish evidence of coverage of all his employees or give evidence of self-insurance by submitting a copy of a certificate issued by the Workmen's Compensation Board.

The cost of insurance is incidental to all contract items. All subcontractors must meet the same minimum insurance requirements.

PART V
BID ITEMS

181203

PROPOSAL BID ITEMS

Page 1 of 6

Report Date 1/18/18

Section: 0001 - PAVING - ALTERNATE #1 - ASPHALT

| LINE | BID CODE | ALT | DESCRIPTION | QUANTITY | UNIT | UNIT PRIC | FP | AMOUNT |
|------|------------|-----|-----------------------------|-----------|------|-----------|----|--------|
| 0010 | 00003 | | CRUSHED STONE BASE | 87,264.00 | TON | | \$ | |
| 0020 | 00100 | | ASPHALT SEAL AGGREGATE | 342.00 | TON | | \$ | |
| 0030 | 00103 | | ASPHALT SEAL COAT | 43.00 | TON | | \$ | |
| 0040 | 00205 | | CL3 ASPH BASE 1.50D PG64-22 | 30,502.00 | TON | | \$ | |
| 0050 | 00212 | | CL2 ASPH BASE 1.00D PG64-22 | 10,813.00 | TON | | \$ | |
| 0060 | 00214 | | CL3 ASPH BASE 1.00D PG64-22 | 45,319.00 | TON | | \$ | |
| 0070 | 00221 | | CL2 ASPH BASE 0.75D PG64-22 | 2,783.00 | TON | | \$ | |
| 0080 | 00301 | | CL2 ASPH SURF 0.38D PG64-22 | 3,716.00 | TON | | \$ | |
| 0090 | 00339 | | CL3 ASPH SURF 0.38D PG64-22 | 1,111.00 | TON | | \$ | |
| 0100 | 22906ES403 | | CL3 ASPH SURF 0.38A PG64-22 | 7,099.00 | TON | | \$ | |

Section: 0002 - PAVING - ALTERNATE #2 - CONCRETE

| LINE | BID CODE | ALT | DESCRIPTION | QUANTITY | UNIT | UNIT PRIC | FP | AMOUNT |
|------|------------|-----|-----------------------------|-----------|------|-----------|----|--------|
| 0110 | 00003 | | CRUSHED STONE BASE | 87,264.00 | TON | | \$ | |
| 0120 | 00100 | | ASPHALT SEAL AGGREGATE | 342.00 | TON | | \$ | |
| 0130 | 00103 | | ASPHALT SEAL COAT | 43.00 | TON | | \$ | |
| 0140 | 00205 | | CL3 ASPH BASE 1.50D PG64-22 | 353.00 | TON | | \$ | |
| 0150 | 00212 | | CL2 ASPH BASE 1.00D PG64-22 | 3,423.00 | TON | | \$ | |
| 0160 | 00214 | | CL3 ASPH BASE 1.00D PG64-22 | 8,271.00 | TON | | \$ | |
| 0170 | 00221 | | CL2 ASPH BASE 0.75D PG64-22 | 2,783.00 | TON | | \$ | |
| 0180 | 00301 | | CL2 ASPH SURF 0.38D PG64-22 | 2,347.00 | TON | | \$ | |
| 0190 | 00339 | | CL3 ASPH SURF 0.38D PG64-22 | 1,111.00 | TON | | \$ | |
| 0200 | 02071 | | JPC PAVEMENT-11 IN | 99,020.00 | SQYD | | \$ | |
| 0210 | 02078 | | JPC PAVEMENT-6 IN SHLD | 19,907.00 | SQYD | | \$ | |
| 0220 | 22906ES403 | | CL3 ASPH SURF 0.38A PG64-22 | 291.00 | TON | | \$ | |

Section: 0003 - PAVING - ALTERNATE #3 - CONCRETE W/ ASPHALT SHOULDERS

| LINE | BID CODE | ALT | DESCRIPTION | QUANTITY | UNIT | UNIT PRIC | FP | AMOUNT |
|------|------------|-----|-----------------------------|-----------|------|-----------|----|--------|
| 0230 | 00003 | | CRUSHED STONE BASE | 87,746.00 | TON | | \$ | |
| 0240 | 00100 | | ASPHALT SEAL AGGREGATE | 342.00 | TON | | \$ | |
| 0250 | 00103 | | ASPHALT SEAL COAT | 43.00 | TON | | \$ | |
| 0260 | 00205 | | CL3 ASPH BASE 1.50D PG64-22 | 353.00 | TON | | \$ | |
| 0270 | 00212 | | CL2 ASPH BASE 1.00D PG64-22 | 10,813.00 | TON | | \$ | |
| 0280 | 00214 | | CL3 ASPH BASE 1.00D PG64-22 | 8,271.00 | TON | | \$ | |
| 0290 | 00221 | | CL2 ASPH BASE 0.75D PG64-22 | 2,783.00 | TON | | \$ | |
| 0300 | 00301 | | CL2 ASPH SURF 0.38D PG64-22 | 3,716.00 | TON | | \$ | |
| 0310 | 00339 | | CL3 ASPH SURF 0.38D PG64-22 | 1,111.00 | TON | | \$ | |
| 0320 | 02071 | | JPC PAVEMENT-11 IN | 99,020.00 | SQYD | | \$ | |
| 0330 | 22906ES403 | | CL3 ASPH SURF 0.38A PG64-22 | 291.00 | TON | | \$ | |

Section: 0004 - ROADWAY - GENERAL SUMMARY BID ITEMS

PROPOSAL BID ITEMS

REVISED ADDENDUM #1: 1-18-18

181203

Page 2 of 6

Report Date 1/18/18

| LINE | BID CODE | ALT | DESCRIPTION | QUANTITY | UNIT | UNIT PRIC | FP | AMOUNT |
|------|----------|-----|--|------------|------|-----------|----|--------|
| 0340 | 00078 | | CRUSHED AGGREGATE SIZE NO 2 | 80,342.00 | TON | | \$ | |
| 0350 | 01740 | | CORED HOLE DRAINAGE BOX CON-4 IN | 24.00 | EACH | | \$ | |
| 0360 | 01810 | | STANDARD CURB AND GUTTER | 849.00 | LF | | \$ | |
| 0370 | 01811 | | STANDARD CURB AND GUTTER MOD | 362.00 | LF | | \$ | |
| 0380 | 01982 | | DELINEATOR FOR GUARDRAIL MONO DIRECTIONAL WHITE | 92.00 | EACH | | \$ | |
| 0390 | 02014 | | BARRICADE-TYPE III | 22.00 | EACH | | \$ | |
| 0400 | 02075 | | JPC PAVEMENT-6 IN | 308.00 | SQYD | | \$ | |
| 0410 | 02091 | | REMOVE PAVEMENT | 373.00 | SQYD | | \$ | |
| 0420 | 02101 | | CEM CONC ENT PAVEMENT-8 IN | 73.00 | SQYD | | \$ | |
| 0430 | 02159 | | TEMP DITCH | 12,380.00 | LF | | \$ | |
| 0440 | 02160 | | CLEAN TEMP DITCH | 37,140.00 | LF | | \$ | |
| 0450 | 02200 | | ROADWAY EXCAVATION | 524,259.00 | CUYD | | \$ | |
| 0460 | 02223 | | GRANULAR EMBANKMENT | 800.00 | CUYD | | \$ | |
| 0470 | 02242 | | WATER (FOR DUST CONTROL) | 250.00 | MGAL | | \$ | |
| 0480 | 02351 | | GUARDRAIL-STEEL W BEAM-S FACE | 5,365.00 | LF | | \$ | |
| 0490 | 02352 | | GUARDRAIL-STEEL W BEAM-D FACE | 175.00 | LF | | \$ | |
| 0500 | 02360 | | GUARDRAIL TERMINAL SECTION NO 1 | 6.00 | EACH | | \$ | |
| 0510 | 02363 | | GUARDRAIL CONNECTOR TO BRIDGE END TY A | 1.00 | EACH | | \$ | |
| 0520 | 02369 | | GUARDRAIL END TREATMENT TYPE 2A | 4.00 | EACH | | \$ | |
| 0530 | 02381 | | REMOVE GUARDRAIL | 462.50 | LF | | \$ | |
| 0540 | 02391 | | GUARDRAIL END TREATMENT TYPE 4A | 6.00 | EACH | | \$ | |
| 0550 | 02429 | | RIGHT-OF-WAY MONUMENT TYPE 1 | 142.00 | EACH | | \$ | |
| 0560 | 02432 | | WITNESS POST | 42.00 | EACH | | \$ | |
| 0570 | 02469 | | CLEAN SINKHOLE | 2.00 | EACH | | \$ | |
| 0580 | 02483 | | CHANNEL LINING CLASS II | 5,688.00 | TON | | \$ | |
| 0590 | 02484 | | CHANNEL LINING CLASS III | 6,548.00 | TON | | \$ | |
| 0600 | 02545 | | CLEARING AND GRUBBING (APPROXIMATELY 124.30 ACRES) | 1.00 | LS | | \$ | |
| 0610 | 02555 | | CONCRETE-CLASS B | 80.00 | CUYD | | \$ | |
| 0620 | 02562 | | TEMPORARY SIGNS | 1,027.00 | SQFT | | \$ | |
| 0630 | 02585 | | EDGE KEY | 77.00 | LF | | \$ | |
| 0640 | 02599 | | FABRIC-GEOTEXTILE TYPE IV | 283,221.00 | SQYD | | \$ | |
| 0650 | 02600 | | FABRIC GEOTEXTILE TY IV FOR PIPE | 13,214.00 | SQYD | | \$ | |
| 0660 | 02650 | | MAINTAIN & CONTROL TRAFFIC | 1.00 | LS | | \$ | |
| 0670 | 02651 | | DIVERSIONS (BY-PASS DETOURS) | 1.00 | LS | | \$ | |
| 0680 | 02671 | | PORTABLE CHANGEABLE MESSAGE SIGN | 4.00 | EACH | | \$ | |
| 0690 | 02676 | | MOBILIZATION FOR MILL & TEXT | 1.00 | LS | | \$ | |
| 0700 | 02677 | | ASPHALT PAVE MILLING & TEXTURING | 209.00 | TON | | \$ | |
| 0710 | 02701 | | TEMP SILT FENCE | 12,380.00 | LF | | \$ | |
| 0720 | 02703 | | SILT TRAP TYPE A | 125.00 | EACH | | \$ | |
| 0730 | 02704 | | SILT TRAP TYPE B | 125.00 | EACH | | \$ | |
| 0740 | 02705 | | SILT TRAP TYPE C | 125.00 | EACH | | \$ | |
| 0750 | 02706 | | CLEAN SILT TRAP TYPE A | 681.00 | EACH | | \$ | |
| 0760 | 02707 | | CLEAN SILT TRAP TYPE B | 681.00 | EACH | | \$ | |
| 0770 | 02708 | | CLEAN SILT TRAP TYPE C | 681.00 | EACH | | \$ | |
| 0780 | 02720 | | SIDEWALK-4 IN CONCRETE | 433.00 | SQYD | | \$ | |
| 0790 | 02726 | | STAKING | 1.00 | LS | | \$ | |

PROPOSAL BID ITEMS

REVISED ADDENDUM #1: 1-18-18

181203

Page 3 of 6

Report Date 1/18/18

| LINE | BID CODE | ALT | DESCRIPTION | QUANTITY | UNIT | UNIT PRIC | FP | AMOUNT |
|------|------------|-----|--|------------|------|-----------|----|--------|
| 0800 | 02731 | | REMOVE STRUCTURE (EXISTING 4' X 3.5' KY 39 STA 39+50) | 1.00 | LS | | \$ | |
| 0810 | 02731 | | REMOVE STRUCTURE (EXISTING BRIDGE RT STA 187+00) | 1.00 | LS | | \$ | |
| 0820 | 02775 | | ARROW PANEL | 4.00 | EACH | | \$ | |
| 0830 | 05950 | | EROSION CONTROL BLANKET | 46,906.00 | SQYD | | \$ | |
| 0840 | 05952 | | TEMP MULCH | 572,805.00 | SQYD | | \$ | |
| 0850 | 05953 | | TEMP SEEDING AND PROTECTION | 250,800.00 | SQYD | | \$ | |
| 0860 | 05960 | | FERTILIZER 10-20-20 | 31.00 | TON | | \$ | |
| 0870 | 05963 | | INITIAL FERTILIZER | 19.00 | TON | | \$ | |
| 0880 | 05985 | | SEEDING AND PROTECTION | 572,805.00 | SQYD | | \$ | |
| 0890 | 05990 | | SODDING | 620.00 | SQYD | | \$ | |
| 0900 | 05992 | | AGRICULTURAL LIMESTONE | 356.00 | TON | | \$ | |
| 0910 | 05997 | | TOPSOIL FURNISHED AND PLACED | 3,363.00 | CUYD | | \$ | |
| 0920 | 06510 | | PAVE STRIPING-TEMP PAINT-4 IN | 21,228.00 | LF | | \$ | |
| 0930 | 06514 | | PAVE STRIPING-PERM PAINT-4 IN | 99,223.00 | LF | | \$ | |
| 0940 | 06516 | | PAVE STRIPING-PERM PAINT-8 IN | 4,257.00 | LF | | \$ | |
| 0950 | 06544 | | PAVE STRIPING-THERMO-8 IN W | 488.00 | LF | | \$ | |
| 0960 | 06550 | | PAVE STRIPING-TEMP REM TAPE-W | 2,080.00 | LF | | \$ | |
| 0970 | 06551 | | PAVE STRIPING-TEMP REM TAPE-Y | 2,460.00 | LF | | \$ | |
| 0980 | 06568 | | PAVE MARKING-THERMO STOP BAR-24IN | 203.00 | LF | | \$ | |
| 0990 | 06569 | | PAVE MARKING-THERMO CROSS-HATCH | 76,851.00 | SQFT | | \$ | |
| 1000 | 06574 | | PAVE MARKING-THERMO CURV ARROW | 112.00 | EACH | | \$ | |
| 1010 | 06576 | | PAVE MARKING-THERMO ONLY | 11.00 | EACH | | \$ | |
| 1020 | 08003 | | FOUNDATION PREPARATION (SOUND BARRIER WALL) | 1.00 | LS | | \$ | |
| 1030 | 08150 | | STEEL REINFORCEMENT | 1,500.00 | LB | | \$ | |
| 1040 | 20206EC | | PAVE MARK HANDICAP SYMBOL | 1.00 | EACH | | \$ | |
| 1050 | 21289ED | | LONGITUDINAL EDGE KEY | 2,211.00 | LF | | \$ | |
| 1060 | 21341ND | | BOLLARDS | 21.00 | EACH | | \$ | |
| 1070 | 21590EN | | SOUND BARRIER WALL | 23,360.00 | SQFT | | \$ | |
| 1080 | 21655EN | | REMOVE ASBESTOS PIPE (ADDED: 1-18-18) | 1,000.00 | LF | | \$ | |
| 1090 | 23158ES505 | | DETECTABLE WARNINGS | 840.00 | SQFT | | \$ | |
| 1100 | 23274EN11F | | TURF REINFORCEMENT MAT 1 | 14,882.00 | SQYD | | \$ | |
| 1110 | 23394EC | | CRASH CUSHION TY VI CLASS C TL3-1 | 1.00 | EACH | | \$ | |
| 1120 | 23608EC | | YELLOW PAINT FOR MEDIAN SAFETY NOSE | 328.00 | SQFT | | \$ | |
| 1130 | 24489EC | | INLAID PAVEMENT MARKER (B-W/R) | 53.00 | EACH | | \$ | |
| 1140 | 24489EC | | INLAID PAVEMENT MARKER (B-Y/R) | 13.00 | EACH | | \$ | |
| 1150 | 24489EC | | INLAID PAVEMENT MARKER (MW) | 676.00 | EACH | | \$ | |
| 1160 | 24489EC | | INLAID PAVEMENT MARKER (MY) | 305.00 | EACH | | \$ | |
| 1170 | 24530ED | | LONGITUDINAL SAW CUT 8 IN | 2,211.00 | LF | | \$ | |
| 1180 | 24585EC | | SECURITY PLATE ASSEMBLY | 134.00 | EACH | | \$ | |
| 1190 | 24814EC | | PIPELINE INSPECTION | 3,550.00 | LF | | \$ | |

Section: 0005 - ROADWAY - ALTERNATE #1 - ASPHALT

PROPOSAL BID ITEMS

REVISED ADDENDUM #1: 1-18-18

181203

Page 4 of 6

Report Date 1/18/18

| LINE | BID CODE | ALT | DESCRIPTION | QUANTITY | UNIT | UNIT PRIC | FP | AMOUNT |
|------|----------|-----|------------------------|-----------|------|-----------|----|--------|
| 1200 | 01825 | | ISLAND CURB AND GUTTER | 21,310.00 | LF | | \$ | |
| 1210 | 10203ND | | PAVEMENT ADJUSTMENT | 1.00 | LS | | \$ | |
| 1220 | 20314ED | | MILLED RUMBLE STRIPS | 28,597.00 | LF | | \$ | |

Section: 0006 - ROADWAY - ALTERNATE #2 - CONCRETE

| LINE | BID CODE | ALT | DESCRIPTION | QUANTITY | UNIT | UNIT PRIC | FP | AMOUNT |
|------|----------|-----|----------------------|-----------|------|-----------|----|--------|
| 1230 | 01845 | | ISLAND INTEGRAL CURB | 21,310.00 | LF | | \$ | |
| 1240 | 10203ND | | PAVEMENT ADJUSTMENT | 1.00 | LS | | \$ | |

Section: 0007 - ROADWAY - ALTERNATE #3 - CONCRETE W/ ASPHALT SHOULDERS

| LINE | BID CODE | ALT | DESCRIPTION | QUANTITY | UNIT | UNIT PRIC | FP | AMOUNT |
|------|----------|-----|----------------------|-----------|------|-----------|----|--------|
| 1250 | 01845 | | ISLAND INTEGRAL CURB | 21,310.00 | LF | | \$ | |
| 1260 | 10203ND | | PAVEMENT ADJUSTMENT | 1.00 | LS | | \$ | |
| 1270 | 20314ED | | MILLED RUMBLE STRIPS | 28,597.00 | LF | | \$ | |

Section: 0008 - DRAINAGE

| LINE | BID CODE | ALT | DESCRIPTION | QUANTITY | UNIT | UNIT PRIC | FP | AMOUNT |
|------|----------|-----|------------------------------|----------|------|-----------|----|--------|
| 1280 | 00440 | | ENTRANCE PIPE-15 IN | 123.00 | LF | | \$ | |
| 1290 | 00441 | | ENTRANCE PIPE-18 IN | 260.00 | LF | | \$ | |
| 1300 | 00443 | | ENTRANCE PIPE-24 IN | 191.00 | LF | | \$ | |
| 1310 | 00462 | | CULVERT PIPE-18 IN | 1,161.00 | LF | | \$ | |
| 1320 | 00464 | | CULVERT PIPE-24 IN | 439.00 | LF | | \$ | |
| 1330 | 00466 | | CULVERT PIPE-30 IN | 55.00 | LF | | \$ | |
| 1340 | 00468 | | CULVERT PIPE-36 IN | 97.00 | LF | | \$ | |
| 1350 | 00469 | | CULVERT PIPE-42 IN | 281.00 | LF | | \$ | |
| 1360 | 00470 | | CULVERT PIPE-48 IN | 206.00 | LF | | \$ | |
| 1370 | 00471 | | CULVERT PIPE-54 IN | 272.00 | LF | | \$ | |
| 1380 | 00472 | | CULVERT PIPE-60 IN | 458.00 | LF | | \$ | |
| 1390 | 00474 | | CULVERT PIPE-72 IN | 308.00 | LF | | \$ | |
| 1400 | 00491 | | CULVERT PIPE-18 IN EQUIV | 141.00 | LF | | \$ | |
| 1410 | 00521 | | STORM SEWER PIPE-15 IN | 978.00 | LF | | \$ | |
| 1420 | 00522 | | STORM SEWER PIPE-18 IN | 1,053.00 | LF | | \$ | |
| 1430 | 01000 | | PERFORATED PIPE-4 IN | 7,522.00 | LF | | \$ | |
| 1440 | 01010 | | NON-PERFORATED PIPE-4 IN | 555.00 | LF | | \$ | |
| 1450 | 01020 | | PERF PIPE HEADWALL TY 1-4 IN | 2.00 | EACH | | \$ | |
| 1460 | 01024 | | PERF PIPE HEADWALL TY 2-4 IN | 7.00 | EACH | | \$ | |
| 1470 | 01028 | | PERF PIPE HEADWALL TY 3-4 IN | 8.00 | EACH | | \$ | |
| 1480 | 01032 | | PERF PIPE HEADWALL TY 4-4 IN | 5.00 | EACH | | \$ | |
| 1490 | 01204 | | PIPE CULVERT HEADWALL-18 IN | 1.00 | EACH | | \$ | |
| 1500 | 01214 | | PIPE CULVERT HEADWALL-42 IN | 2.00 | EACH | | \$ | |
| 1510 | 01216 | | PIPE CULVERT HEADWALL-48 IN | 2.00 | EACH | | \$ | |
| 1520 | 01220 | | PIPE CULVERT HEADWALL-60 IN | 2.00 | EACH | | \$ | |
| 1530 | 01375 | | METAL END SECTION TY 1-36 IN | 1.00 | EACH | | \$ | |

PROPOSAL BID ITEMS

181203

Report Date 1/18/18

| LINE | BID CODE | ALT | DESCRIPTION | QUANTITY | UNIT | UNIT PRIC | FP | AMOUNT |
|------|----------|-----|---|----------|------|-----------|----|--------|
| 1540 | 01376 | | METAL END SECTION TY 1-42 IN | 2.00 | EACH | | \$ | |
| 1550 | 01398 | | METAL END SECTION TY 3-54 IN | 2.00 | EACH | | \$ | |
| 1560 | 01399 | | METAL END SECTION TY 3-60 IN | 2.00 | EACH | | \$ | |
| 1570 | 01433 | | SLOPED BOX OUTLET TYPE 1-18 IN | 10.00 | EACH | | \$ | |
| 1580 | 01440 | | SLOPED BOX INLET-OUTLET TYPE 1 | 9.00 | EACH | | \$ | |
| 1590 | 01450 | | S & F BOX INLET-OUTLET-18 IN | 33.00 | EACH | | \$ | |
| 1600 | 01451 | | S & F BOX INLET-OUTLET-24 IN | 10.00 | EACH | | \$ | |
| 1610 | 01452 | | S & F BOX INLET-OUTLET-30 IN | 2.00 | EACH | | \$ | |
| 1620 | 01453 | | S & F BOX INLET-OUTLET-36 IN | 1.00 | EACH | | \$ | |
| 1630 | 01456 | | CURB BOX INLET TYPE A | 21.00 | EACH | | \$ | |
| 1640 | 01459 | | CURB BOX INLET TYPE A MOD | 2.00 | EACH | | \$ | |
| 1650 | 01496 | | DROP BOX INLET TYPE 3 | 2.00 | EACH | | \$ | |
| 1660 | 01535 | | DROP BOX INLET TYPE 6F | 6.00 | EACH | | \$ | |
| 1670 | 01559 | | DROP BOX INLET TYPE 13G | 1.00 | EACH | | \$ | |
| 1680 | 01568 | | DROP BOX INLET TYPE 13S | 1.00 | EACH | | \$ | |
| 1690 | 01641 | | JUNCTION BOX-15 IN | 1.00 | EACH | | \$ | |
| 1700 | 01647 | | JUNCTION BOX-48 IN | 1.00 | EACH | | \$ | |
| 1710 | 01756 | | MANHOLE TYPE A | 1.00 | EACH | | \$ | |
| 1720 | 14015 | | W ENCASEMENT STEEL OPEN CUT RANGE 4 (16-IN) | 312.00 | LF | | \$ | |
| 1730 | 14016 | | W ENCASEMENT STEEL OPEN CUT RANGE 5 (20-IN) | 1,223.00 | LF | | \$ | |
| 1740 | 24025EC | | PIPE CULVERT HEADWALL-72 IN | 2.00 | EACH | | \$ | |
| 1750 | 24026EC | | PIPE CULVERT HEADWALL-54 IN | 2.00 | EACH | | \$ | |

Section: 0009 - BRIDGE - CULVERT #1 - DWG. 27359

| LINE | BID CODE | ALT | DESCRIPTION | QUANTITY | UNIT | UNIT PRIC | FP | AMOUNT |
|------|----------|-----|---|-----------|------|-----------|----|--------|
| 1760 | 02223 | | GRANULAR EMBANKMENT | 120.00 | CUYD | | \$ | |
| 1770 | 08003 | | FOUNDATION PREPARATION | 1.00 | LS | | \$ | |
| 1780 | 08100 | | CONCRETE-CLASS A | 318.60 | CUYD | | \$ | |
| 1790 | 08150 | | STEEL REINFORCEMENT | 30,622.00 | LB | | \$ | |
| 1800 | 24375EC | | STRUCTURE EXCAVATION-SPECIAL SOLID ROCK | 30.00 | CUYD | | \$ | |

Section: 0010 - BRIDGE - CULVERT #2 - DWG. 27360

| LINE | BID CODE | ALT | DESCRIPTION | QUANTITY | UNIT | UNIT PRIC | FP | AMOUNT |
|------|----------|-----|---|-----------|------|-----------|----|--------|
| 1810 | 02223 | | GRANULAR EMBANKMENT | 20.00 | CUYD | | \$ | |
| 1820 | 08003 | | FOUNDATION PREPARATION | 1.00 | LS | | \$ | |
| 1830 | 08100 | | CONCRETE-CLASS A | 231.00 | CUYD | | \$ | |
| 1840 | 08150 | | STEEL REINFORCEMENT | 18,994.00 | LB | | \$ | |
| 1850 | 24375EC | | STRUCTURE EXCAVATION-SPECIAL SOLID ROCK | 180.00 | CUYD | | \$ | |

Section: 0011 - BRIDGE - CULVERT #3 - DWG. 27361

PROPOSAL BID ITEMS

REVISED ADDENDUM #1: 1-18-18

181203

Page 6 of 6

Report Date 1/18/18

| LINE | BID CODE | ALT | DESCRIPTION | QUANTITY | UNIT | UNIT PRIC | FP | AMOUNT |
|------|----------|-----|---|-----------|------|-----------|----|--------|
| 1860 | 02223 | | GRANULAR EMBANKMENT | 50.00 | CUYD | | \$ | |
| 1870 | 08003 | | FOUNDATION PREPARATION | 1.00 | LS | | \$ | |
| 1880 | 08100 | | CONCRETE-CLASS A | 229.60 | CUYD | | \$ | |
| 1890 | 08150 | | STEEL REINFORCEMENT | 28,810.00 | LB | | \$ | |
| 1900 | 24375EC | | STRUCTURE EXCAVATION-SPECIAL SOLID ROCK | 40.00 | CUYD | | \$ | |

Section: 0012 - BRIDGE - CULVERT #4 - DWG. 27362

| LINE | BID CODE | ALT | DESCRIPTION | QUANTITY | UNIT | UNIT PRIC | FP | AMOUNT |
|------|----------|-----|---|-----------|------|-----------|----|--------|
| 1910 | 02223 | | GRANULAR EMBANKMENT | 20.00 | CUYD | | \$ | |
| 1920 | 08003 | | FOUNDATION PREPARATION | 1.00 | LS | | \$ | |
| 1930 | 08100 | | CONCRETE-CLASS A | 189.40 | CUYD | | \$ | |
| 1940 | 08150 | | STEEL REINFORCEMENT | 19,308.00 | LB | | \$ | |
| 1950 | 24375EC | | STRUCTURE EXCAVATION-SPECIAL SOLID ROCK | 100.00 | CUYD | | \$ | |

Section: 0013 - SIGNING

| LINE | BID CODE | ALT | DESCRIPTION | QUANTITY | UNIT | UNIT PRIC | FP | AMOUNT |
|------|----------|-----|------------------------------|----------|------|-----------|----|--------|
| 1960 | 06406 | | SBM ALUM SHEET SIGNS .080 IN | 1,371.58 | SQFT | | \$ | |
| 1970 | 06407 | | SBM ALUM SHEET SIGNS .125 IN | 24.00 | SQFT | | \$ | |
| 1980 | 06410 | | STEEL POST TYPE 1 | 2,304.00 | LF | | \$ | |
| 1990 | 06490 | | CLASS A CONCRETE FOR SIGNS | .92 | CUYD | | \$ | |
| 2000 | 21596ND | | GMSS TYPE D | 20.00 | EACH | | \$ | |
| 2010 | 24631EC | | BARCODE SIGN INVENTORY | 191.00 | EACH | | \$ | |

Section: 0014 - TRAINEES

| LINE | BID CODE | ALT | DESCRIPTION | QUANTITY | UNIT | UNIT PRIC | FP | AMOUNT |
|------|----------|-----|---|----------|------|-----------|----|--------|
| 2020 | 02742 | | TRAINEE PAYMENT REIMBURSEMENT GROUP 2, 3, OR 4 OPERATOR | 1,400.00 | HOUR | | \$ | |

Section: 0015 - DEMOBILIZATION &/OR MOBILIZATION

| LINE | BID CODE | ALT | DESCRIPTION | QUANTITY | UNIT | UNIT PRIC | FP | AMOUNT |
|------|----------|-----|----------------|----------|------|-----------|----|--------|
| 2030 | 02568 | | MOBILIZATION | 1.00 | LS | | \$ | |
| 2040 | 02569 | | DEMOBILIZATION | 1.00 | LS | | \$ | |

SOUND BARRIER WALL PROJECT DESCRIPTION

Item No. 7-87.5
Project No. 12FO FD52 057 NEW ROUTE

The purpose of this portion of the project is to construct a sound barrier wall on the north side of the East Nicholasville Bypass both east and west of Cannonball Drive as shown on the plan set. The project includes the following items:

- Installation of sound barrier wall which includes the design of the sound barrier wall with foundation; and
- Construction of drainage structures; and
- Other miscellaneous items defined in the plans, notes, and estimated bid item quantities.

GENERAL NOTES

Project No. 12FO FD52 057 NEW ROUTE

EXISTING STORM DRAINAGE FACILITIES AND UNDERGROUND UTILITIES:

The Contractor shall use all possible care in his operations to avoid damaging existing pipes and any underground existing utilities. He shall be responsible for any damages to the above mentioned items and shall repair or restore at his own expense any items damaged as the result of his operations.

The existing storm drainage facilities and underground utilities shown on the plans are based on record drawings provided by the respective agencies. It is the responsibility of the contractor to verify the accuracy (both location and elevation) of the facilities prior to fabrication of the sound wall panels due to the potential impact with the proposed drilled shafts. This work is incidental to "Site Preparation".

OVERHEAD UTILITIES:

The minimum vertical clearance of existing overhead utilities should be 18 feet on state roads and 24 feet when crossing interstate or other limited access highway roadways and ramps. Clearance must also adhere to the requirements of the National Electric Safety Code, American Standards Institute, and Institute of Electrical and Electronic Engineers, Inc. Any questions concerning working around the existing facilities in the area can be addressed at the preconstruction meeting.

UTILITIES (HAZARDOUS OR FLAMMABLE MATERIAL):

The Contractor is advised to exercise caution in his operations in areas of gas line or other lines carrying hazardous material.

BEFORE YOU DIG:

THE CONTRACTOR IS INSTRUCTED TO CALL 1-800-752-6007 TO REACH KY 811, THE ONE-CALL SYSTEM FOR INFORMATION ON THE LOCATION OF EXISTING UNDERGROUND UTILITIES. THE CALL IS TO BE PLACED A MINIMUM OF TWO (2) AND NO MORE THAN TEN (10) BUSINESS DAYS PRIOR TO EXCAVATION. THE CONTRACTOR SHOULD BE AWARE THAT OWNERS OF UNDERGROUND FACILITIES ARE NOT REQUIRED TO BE MEMBERS OF THE KY 811 ONE-CALL BEFORE-U-DIG (BUD) SERVICE. THE CONTRACTOR MUST COORDINATE EXCAVATION WITH THE UTILITY OWNERS, INCLUDING THOSE WHOM DO NOT SUBSCRIBE TO KY 811. IT MAY BE NECESSARY FOR THE CONTRACTOR TO CONTACT THE COUNTY COURT CLERK TO DETERMINE WHAT UTILITY COMPANIES HAVE FACILITIES IN THE AREA.

GEOTECHNICAL NOTES

Project No. 12FO FD52 057 NEW ROUTE

**GEOTECHNICAL ENGINEERING STRUCTURE FOUNDATION
REPORT:**

The contractor is advised that no geotechnical report was prepared for this sound barrier wall installation and the contractor will be responsible as part of his design to obtain adequate information for the design of the wall and drilled shafts.

SPECIAL NOTES FOR SOUND BARRIER WALL CONSTRUCTION

Project No. 12FO FD52 057 NEW ROUTE

| |
|---|
| <p>THIS PROJECT IS A PARTIALLY CONTROLLED ACCESS HIGHWAY</p> |
|---|

GENERAL

All work shall be performed in accordance with the Department's Standard Specifications, and current Standard Drawings, except as specified in these notes or elsewhere in this proposal. Section references are to the Standard Specifications.

ON-SITE INSPECTION

Each Contractor submitting a bid for this work shall make a thorough inspection of the site prior to submitting his bid and shall thoroughly familiarize himself with existing conditions so that the work can be expeditiously performed after a contract is awarded. Submission of a bid will be considered evidence of this inspection having been made. Any claims resulting from site conditions will not be honored by the Department.

PROPERTY DAMAGE AND RESTORATION

The Contractor shall be responsible for all damage to public and/or private property resulting from the work. All disturbed features shall be restored in like kind materials and designed at no additional cost to the Department.

.

SPECIAL NOTES FOR SOUND BARRIER WALLS

Project No. 12FO FD52 057 NEW ROUTE

I. DESCRIPTION

All work shall be performed in accordance with the Department's latest Standards and Supplemental Specifications and applicable Special Provisions and Standard and Sepia Drawings, except as specified in these notes or elsewhere in this proposal. Section references are to the Standard Specifications. This work shall consist of the sound barrier wall and foundation design, construction plans for the foundation, shop drawing preparation, and construction of precast concrete sound barrier walls, including construction of the drilled shaft foundations, in reasonably close conformity with the lines and grades shown on the contract plans and the Contractor's approved plans.

All references to AASHTO are to the AASHTO LRFD Bridge Design Specifications, 7th Edition.

II. DESIGN

A. General

Furnish plans for sound barrier walls and drilled shaft foundations designed by a Registered Professional engineer licensed to practice in the Commonwealth of Kentucky. Design according to Section 15 of the AASHTO LRFD Bridge Design Specifications, and the Contract plans and documents. Design for an upstream surface condition of "Sparse Suburban".

The Contractor's design shall comply with all restrictions imposed by the site conditions and the proposal notes and plan sheets such as drainage, accommodation of existing and proposed utilities, limitations on dimensions or sound barrier wall location, fire hydrant access, and other conditions noted or found in the field. The top and bottom of the sound barrier wall elevation throughout shall be as shown on the contract plans.

Design a free standing sound barrier wall finished on both sides. The maximum precast panel length shall be 40 feet. Design all sound barrier walls for the same appearance and materials. Design drilled shafts for foundations; spread footings or other type foundation designs will not be accepted.

B. Site Conditions

Be advised that Section 102.06 of the Specifications applies to this project. It shall be distinctly understood that any references in the contract plans and other contract documents to rock, rock disintegration zone, earth, or any other subsurface material

whether in numbers, words, letters, or lines is solely for the Department's information. The Bidder draws his own conclusions as to the field conditions to be encountered.

Tops of drilled shafts are to be a minimum of 6 inches below finished grade and the bottoms of footings and sound barrier walls are to be a minimum of two feet below finished grade unless otherwise shown on the contract plans.

C. Utilities

Take into consideration existing and proposed utilities in the vicinity of the sound barrier walls when developing sound barrier wall details. Show on the Contractor's plans and shop drawings additional work or materials necessary to construct the sound barrier wall without disturbing the utilities. Repair or replace features damaged during construction in like kind materials and design at no additional cost to the Department.

D. Contractor Submittals

Submit design calculations and plans to the Engineer for review within thirty calendar days of the "Notice to Begin Work". Submit adequate documentation of proprietary designs and/or products to the Engineer for review.

Submit three complete sets of the design calculations and five complete sets of the plans for the sound barrier wall to the Engineer for approval. Design calculations shall include the design for each component of the wall and the wall as a unit. Include the design for the horizontal connection (dowels, etc.) between panels. Include drilled shaft foundation design for axial and lateral loading. Show on the plans the drilled shaft foundations. One set of design calculations and plans, with any corrections noted will be returned to the Contractor. Each time corrections are made, three copies of the revised calculation sheets and/or five copies of the revised plan sheets shall be submitted.

The Department will review the design calculations and plans for general conformance with AASHTO, this Special Note, and the Contract Documents. The design calculations, plans, details and dimensions may not be completely checked. The Contractor shall be responsible for the accuracy of his design calculations and for compatibility with the contract plans. The Department's review will not relieve the Contractor of responsibility for the accuracy and completeness of the design calculations and plans.

Upon final approval by the Department, furnish drawings of the Contractor's approved plans to the Engineer in a .pdf format in accordance with KYTC requirements. The Department will provide copies of the approved plans to the Contractor.

Do not produce shop drawings before the Department's approval of the design calculations and Contractor's plans is completed. The Contractor's wall design engineer providing the design calculations and plans shall be responsible for shop drawing review. The Contractor's wall design engineer shall provide the Engineer ten sets of reviewed and approved shop drawings for the wall and provide the Department with a statement of assurance that the shop drawings are accurate and that they satisfy the project requirements. Each sheet of two copies of the shop drawings shall be dated, sealed, and signed by the wall design engineer providing the Contractor's design for the wall. Place the Drawing Number on the lower right hand side of all shop drawings.

Do not order materials or begin fabrication or construction before the Department's review of the shop drawings is completed. The Contractor may request permission from the Engineer to begin foundation construction at his own risk. Written permission from the engineer is required.

After acceptance by the Department, submit requests for changes to the design calculations, Contractor's approved plans and shop drawings to the Engineer. Obtain written acceptance from the Engineer before incorporating any of the requested changes into the work.

Allow fifteen working days for the Department's review of each submission of the design calculations, Contractor's plans, and shop drawings for the sound barrier wall. The fifteen-day period begins when the design calculations, Contractor's plans, or shop drawings are received by the Engineer. Additional time required by the Department to review re-submissions shall not be cause for extending the specified completion date. Provide additional re-submissions as requested at no additional cost to the Department and with no extension of the specified completion date.

III. SOUND BARRIER WALLS

See the Section IV Materials Approval, for permitted wall type and architectural treatment.

Precast Concrete panels may be pilaster (post) and panel design or connected panels.

Precast concrete panels, pilasters, and other precast elements shall comply with Section 605 of the Standard Specifications. Precast concrete shall be Class D with a minimum 28-day compressive strength of 5000 p.s.i. All materials and reinforcement shall conform to the Department's Standard Specifications.

Precast panels, pilasters, and other precast elements may be prestressed. Prestress fabrication shall be in accordance with Section 605 of the Standard Specifications. Prestressing tendons may be either bar or strand. Prestressing bars shall conform to ASTM A722. 'Uncoated Steel Bars for Prestressed Concrete'. Prestressing strands shall be seven

wire strands conforming to ASTM A416, 'Uncoated Seven-wire Stress-Relieved Strand for Prestressed Concrete'.

Use drilled shafts as foundation. The Contractor's design and construction shall be in accordance with the Special Note for Drilled Shafts (11C) of the Standard Specifications. The Contractor's plans shall indicate whether or not permanent casings will be required. Drilled Shaft Common, Drilled Shaft Solid Rock, Rock Sounding, and Rock Coring will be incidental to the Sound Barrier Wall and will not be measured for separate payment. The Contractor will be required to conduct a subsurface exploration as outlined in Section 3.5 of the Special Note for Drilled Shafts since the exploration is not provided by KYTC (see **“Geotechnical Notes”**).

Use preformed joint filler complying with AASHTO M153 for Types I, II, or III or AASHTO M213.

Use epoxy coated steel dowels to provide positive horizontal alignment of panels coated in accordance with Section 811.10.

Provide positive means of alignment between panels. Use tongue and grove joints or steel dowels. If steel dowels are used at horizontal joints between panels, install no less than one dowel at the mid-point for panels up to 20 feet long and no less than two dowels at the third point for panels over 20 feet long.

Seal all joints between panels and between pilasters and panels to prevent sound leaks. Obtain the Engineer's approval of the sealant before use.

Step elevation changes at the top of the sound barrier wall except for end panels. Construct the top of sound barrier level between steps. Make steps only at the pilasters. Construct the top of the sound barrier wall at or above the elevation of the top of the sound barrier shown on the contract plans.

Construct reinforced concrete pilasters. Cast using metal forms. Construct pilasters that protrude a maximum of twelve inches from the front face of the precast panels. Connect pilasters to drilled shaft foundations above the finish grade. Use bolted galvanized steel for the connections; the Engineer will not allow or permit field welding.

Obtain the Engineer's approval of joint materials and details before use.

IV. MATERIALS APPROVAL

All materials shall be sampled and tested in accordance with the Department's Sampling Manual and the materials shall be available for sampling a sufficient time in advance of the use of the materials to allow for the necessary time for testing. Unless otherwise specified in these Notes, obtain acceptance of materials from the Engineer before use.

The permitted Wall Type is precast concrete panels mounted on reinforced concrete pilasters, with drilled shaft foundation, no alternate.

Finish Requirements:

Finish - The finish of concrete is to be stone textured.

Precast Panels – Provide an architectural formed finish representing a Cut Ashlar Pattern No. 1553 stone form-lined surface on both sides of the wall as approved by the Resident Engineer.

Pilasters - Pilasters shall be concrete and shall be cast using metal forms.

Color – All concrete surfaces of the precast panels and pilasters shall be stained as approved by the Resident Engineer, using anti-graffiti tex-cote whisper gray T127 or equivalent, applied according to the manufacturer's instructions. Provide a uniform color throughout the entire length of the sound barrier wall.

If required by the Resident Engineer, provide two samples of the precast concrete panels, a minimum of four feet by eight feet, cast using same form liners as proposed for production for the Department's approval. Retain one sample at the casting yard for a standard of comparison for the production panels. Deliver the second sample to the project site.

Casting and delivering the samples to the job site will not be measured for separate payment, but shall be incidental to **Sound Barrier Wall**.

V. CONSTRUCTION

Perform site preparation necessary to construct the sound barrier wall in accordance with the Standard Specifications, contract plans, Contractor's approved plans and notes in the proposal. Clear and grub the minimum area required to construct the wall. Sound standing trees and shrubs within the construction limits shall be trimmed or removed only as directed or approved by the Engineer. The Engineer may direct minor alignment changes to avoid damage to existing trees or shrubs.

Construct sound barrier walls in accordance with the contract plans, the Contractor's approved plans, and the approved shop drawings. Construct vertical and horizontal joints so that the sound barrier wall is structurally sound and with no sound leaks. Construct the face of the completed sound barrier wall without deviation from the vertical of more than ½ inch in ten feet and with horizontal alignment conforming to the neat line shown on the contract plans.

Transport, store, handle, and erect precast units in accordance with Section 605 of the Standard Specifications.

Protect all masonry materials from the weather from the time of manufacture until they are in the finished sound barrier walls.

After constructing the wall, clean all sound barrier wall surfaces. Clean from the top of the wall to twelve inches below finished grade on both sides. Use a cleaner selected by the Contractor and approved by the Engineer.

VI. MEASUREMENT

SOUND BARRIER WALL

Sound Barrier Walls will be measured in square feet of surface area in a vertical plane between the vertical and horizontal limits, top of wall elevations, and lateral limits shown on the Contractor's approved plans or approved changes; however, tops of footings may be above the minimum depth of burial with no reduction in area to be measured.

Any area of the sound barrier wall outside the approved vertical and horizontal plan limits as shown on the approved plans or changes approved or directed by the Engineer will not be measured for payment. Approved adjustments in the area will be measured in square feet and the final quantity will be increased or decreased as applicable.

The Department will not measure caps, copings, joint sealants, void fill material, weep holes, connectors, trim, surface finish, concrete stain, cleaning, sample panels, and incidental items that are a normal part of the sound barrier wall construction, but shall be incidental to **Sound Barrier Wall**.

FOUNDATION PREPARATION

Contrary to Section 603.04.03, **Foundation Preparation** will be measured as lump sum. Structure Excavation Common, Structure Excavation Solid Rock, Structure Excavation Unclassified, Foundation Undercut, Drilled Shaft Common, Drilled Shaft Solid Rock, Rock Sounding, and Rock Coring for removal of unsuitable foundation materials will not be measured for separate payment but shall be incidental to **Foundation Preparation**.

VII. PAYMENT

Payment at the contract unit price per square foot shall be full complete compensation for all labor, materials, equipment, and incidentals for design and construction of the sound barrier walls.

| <u>CODE</u> | <u>PAY ITEM</u> | <u>PAY UNIT</u> |
|-------------|------------------------|-----------------|
| 21590EN | Sound Barrier Wall | Square Feet |
| 08003 | Foundation Preparation | Lump Sum |

SPECIAL NOTE FOR DRILLED SHAFTS

Project No. 12FO FD52 057 NEW ROUTE

1.0 DESCRIPTION. Furnish all equipment, materials and labor necessary for constructing reinforced concrete drilled shafts in cylindrically excavated holes according to the details shown on the plans or as the Engineer directs. Construct the shaft to the lines and dimensions shown on the plans, or as the Engineer directs. Section references herein are to the Department's 2012 Standard Specifications for Road and Bridge Construction.

2.0 MATERIALS.

2.1 Concrete. Use Class A Modified concrete unless otherwise shown on the plans. The slump at the time of placement shall be 6.5 to 9.5 inches, the coarse aggregate shall be size 67, 68, 78, 8 or 9M, and the water/cementitious material ratio shall not exceed 0.45. Include water reducing and retarding admixtures. Type F high range water reducers used in combination with retarding admixtures or Type G high range water reducers fully meeting trial batch requirements are permitted and Class F fly ash is permitted in conformance with Section 601. Design the mix such that the concrete slump exceeds 4 inches at 4 hours after batching. If the estimated concrete transport, plus time to complete placement, exceeds 4 hours, design the concrete to have a slump that exceeds 4 inches or more for the greater time after batching and demonstrate that the slump requirement can be achieved after the extended time period using a trial batch.

Perform trial batches prior to beginning drilled shaft construction in order to demonstrate the adequacy of the proposed concrete mix. Demonstrate that the mix to be used will meet the requirements for temperature, slump, air content, water/cementitious material ratio, and compressive strength. Use the ingredients, proportions and equipment (including batching, mixing, and delivery) to be used on the project. Make at least 2 independent consecutive trial batches of 3 cubic yards each using the same mix proportions and meeting all specification requirements for mix design approval. Submit a report containing these results for slump, air content, water/cement ratio, temperature, and compressive strength and mix proportions for each trial batch to the Engineer for review and approval. Failure to demonstrate the adequacy of the concrete mix, methods, or equipment to the Engineer is cause for the Engineer to require appropriate alterations in concrete mix, equipment, and/or method by the Contractor to eliminate unsatisfactory results. Perform additional trial batches required to demonstrate the adequacy of the concrete mix, method, or equipment.

2.2 Steel Reinforcement. Provide Grade 60 deformed bars conforming to Section 811 of the Standard Specifications. Rail steel is permitted for straight bars only. Place according to Section 602 of the Standard Specifications, this Special Note, and the plans. Use non-corrosive centering devices and feet to maintain the specified reinforcement clearances.

2.3 Casings. Provide casing meeting the requirements of ASTM A 252 Grade 2 or better unless otherwise specified. Ensure casing is smooth, clean, watertight, true and straight, and of ample strength to withstand handling, installation, and extraction stresses and the pressure of both concrete and the surrounding earth materials. Ensure the outside diameter of casing is not less than the specified diameter of shaft.

Use only continuous casings. Cut off the casing at the prescribed elevation and trim to within tolerances prior to acceptance. Extend casing into bedrock a sufficient distance to stabilize the shaft excavation against collapse, excessive deformation, and/or flow of water if required and/or shown on the plans.

Install from the work platform continuous casing meeting the design thickness requirements, but not less than 3/8 inch, to the elevations shown on the plans. When drilled shafts are located in open water areas, extend casings above the water elevation to the plan tip elevation to protect the shaft concrete from water action during concrete placement and curing. All casing is permanent unless temporary casing is specified in the contract drawings or documents. Permanent casing is incidental to the applicable drilled shaft unit bid price unless noted otherwise in the contract. Temporary casing may be required for drilled shafts not socketed into bedrock. If temporary surface casings are used, extend each casing up to the work platform. Remove all temporary surface casing prior to final acceptance unless otherwise permitted by the Central Office Construction Engineer.

Ensure casing splices have full penetration butt welds conforming to the current edition of AWS D1.1 with no exterior or interior splice plates and produce true and straight casing.

2.4 Slurry. When slurry is to be used for installation of the Drilled Shaft, submit a detailed plan for its use and disposal. The plan should include, but not be limited to the following:

- 1) Material properties
- 2) Mixing requirements and procedures
- 3) Testing requirements
- 4) Placement procedures
- 5) Disposal techniques

Obtain the Central Office Division of Construction's approval for the slurry use and disposal plan before installing drilled shafts.

2.5 Tremies. Provide tremies of sufficient length, weight, and diameter to discharge concrete at the shaft base elevation. Ensure the tremie diameter is least 6 times the maximum size coarse aggregate to be used in the concrete mix and no less than 10 inches. Provide adequate wall thickness to prevent crimping or sharp bends that restrict concrete placement. Support tremies used for depositing concrete in a dry drilled shaft excavation so that the free fall of the concrete does not cause the shaft excavation to cave or slough. Maintain a clean and smooth tremie surface to permit both flow of concrete and unimpeded withdrawal during concrete placement. Do not allow any aluminum parts to contact the concrete. Construct tremies used to deposit concrete for wet excavations so that they are watertight and will readily discharge concrete.

2.6 Concrete Pumps. Provide pump lines with a minimum diameter of 5 inches and watertight joints.

2.7 Drop Chutes. Do not use aluminum drop chutes.

3.0 CONSTRUCTION.

3.1 Preconstruction.

3.1.1 Prequalification. The Department will require prequalification by the Division of Construction Procurement before accepting a bid for the construction of Drilled Shafts.

3.1.2 Pre-Bid Inspection. Inspect both the project site and all subsurface information, including any soil or rock samples, prior to submitting a bid. Contact the Geotechnical Branch (502-564-2374) to schedule a viewing of the subsurface information. Failure to inspect the project site and view the subsurface information will result in the forfeiture of the right to file a claim based on site conditions and may result in disqualification from the project.

3.1.3 Drilled Shaft Installation Plan. Upon request, the Department will review a Drilled Shaft Installation Plan. Submit the plan no later than 45 calendar days prior to constructing drilled shafts. Items covered in this plan should include, but not be limited to the following:

- 1) Name and experience record of jobsite drilled shaft superintendent and foremen in charge of drilled shaft operations for each shift.
- 2) List and size of proposed equipment including cranes, drills, augers, bailing buckets, final cleaning equipment, de-sanding equipment, slurry pumps, core sampling equipment, tremies or concrete pumps, casings, etc.
- 3) Details of overall construction operation sequence and the sequence of shaft construction in the bents or groups.
- 4) Details of shaft excavation methods including methods to over-ream or roughen shaft walls, if necessary.
- 5) Details of slurry when the use of slurry is anticipated. Include methods to mix, circulate, and de-sand the proposed slurry. Provide details of proposed testing, test methods, sampling methods, and test equipment.
- 6) Details of proposed methods to clean shaft and inside of casing after initial excavation.
- 7) Details of reinforcement handling, lifting, and placement including support and method to center in shaft. Also include rebar cage support during concrete placement and temporary casing removal.
- 8) Details of concrete placement including procedures for concrete tremie or pump. Include initial placement, raising during placement, and overfilling of the shaft to expel contaminated concrete.
- 9) Required submittals including shop drawings and concrete design mixes.

- 10) Other information shown in the plans or requested by the Engineer.
- 11) Special considerations for wet construction.
- 12) Details of environmental control procedures to protect the environment from discharge of excavation spoil, slurry (natural and mineral), and concrete over-pour.

The Division of Construction will review the submitted procedure and provide comments and recommendations. The Contractor is responsible for satisfactory construction and ultimate performance of the Drilled Shaft.

3.2 General Construction. Construct drilled shafts as indicated in the plans or described in this Special Note by either the dry or wet method. When the plans describe a particular method of construction, use this method unless the Engineer permits otherwise. When the plans do not describe a particular method, propose a method on the basis of its suitability to the site conditions. Approval of this proposed method is contingent upon the satisfactory results of the technique shaft.

The construction of the first drilled shaft or technique shaft will be used to determine if the methods and equipment used by the contractor are sufficient to produce a completed shaft meeting the requirements of the plans and specifications. Ability to control dimensions and alignment of excavations within tolerances; to seal the casing into impervious materials; to prevent caving or deterioration of subsurface materials by the use of slurry or other means; to properly clean the completed shaft excavation; to construct excavations in open water areas when required by the plans; to establish methods for bellling or over-reaming when required by the plans; to determine the elevation of ground water; to satisfactorily handle, lift, place, and support the reinforcement cage; to satisfactorily place concrete meeting the specifications within the prescribed time frame; and to satisfactorily execute any other necessary construction operations will be evaluated during construction of the first shaft(s). Revise the methods and equipment as necessary at any time during the construction of the first shaft when unable to satisfactorily carry out any of the necessary operations described above or unable to control the dimensions and alignment of the shaft excavation within tolerances. Accurately locate technique so they may be used in the finished structure unless directed otherwise in the contract document or by the Engineer.

If at any time the Contractor fails to satisfactorily demonstrate, to the satisfaction of the Engineer, the adequacy of methods or equipment and alterations are required, additional technique shafts will be required at no additional cost to the Department and with no extension of contract time. Additional technique shafts shall be located as near as possible to the proposed production shafts but in a location as not to interfere with other construction activities. Once approval has been given to construct production shafts, no changes will be permitted in the methods or equipment used to construct the satisfactory shaft without written approval of the Engineer.

Do not make a claim against the Department for costs of construction delays, or any materials, labor, or equipment that may be necessary due to the Contractor's failure to furnish drilled shafts of a length sufficient to obtain the required bearing values, or for variations in length due to subsurface conditions that may be encountered. Soundings, boring logs, soil profiles, or other subsurface data included in the Contract documents are

used by the Department for design and making preliminary estimates of quantities and should be used only at the risk of the Contractor for determining equipment, materials, or labor necessary for drilling shafts as required by the contract.

When necessary, set temporary removable surface casing. Use surface casing of sufficient length to prevent caving of the surface soils and to aid in maintaining shaft position and alignment. Pre-drilling with slurry and/or over-reaming to the outside diameter of the casing may be required to install the surface casing at some sites.

Provide equipment capable of constructing shafts to the deepest shaft depth shown in the plans plus 15 feet, 20 percent greater than the longest shaft (measured from the ground or water surface to the tip of the shaft), or 3 times the shaft diameter, whichever is greater. Blasting excavation methods are not permitted.

Use permanent casing unless otherwise noted in the Contract. Place casing as shown on the plans before beginning excavation. If full penetration cannot be attained, the Engineer may direct that excavation through the casing be accomplished and the casing advanced until reaching the plan tip elevation. In some cases, over-reaming to the outside diameter of the casing may be required before placing the casing. Cut off the casing at the prescribed elevation and leave the remainder of the casing in place. Do not use vibratory hammers for casing installation within 50 feet of shafts that have been completed less than 24 hours.

3.2.1 Dry Construction Method. Use the dry construction method only at sites where the ground water table and soil conditions (generally stiff to hard clays or rock above the water table) make it feasible to construct the shaft in a relatively dry excavation and where the sides and bottom of the shaft are stable and may be visually inspected by the Engineer prior to placing the concrete. The dry construction method consists of drilling the shaft excavation, removing accumulated seepage water and loose material from the excavation, and placing the shaft concrete in a relatively dry excavation.

3.2.2 Wet Construction Method. Use the wet construction method at all sites where it is impractical to excavate by the dry method. The wet construction method consists of drilling the shaft excavation below the water table, keeping the shaft filled with water (including natural slurry formed during the drilling process) or slurry as defined in part 2.4 of this Special Note, desanding and cleaning the slurry as required, final cleaning of the excavation by means of a bailing bucket, air lift, submersible pump or other approved devices and placing the shaft concrete (with a tremie or concrete pump beginning at the shaft bottom) which displaces the water or slurry as concrete is placed.

Where drilled shafts are located in open water areas, construct the shafts by the wet method using casings extending from above water elevation to the plan casing tip elevation to protect the shaft concrete from water action during placement and curing. Install the casing in a manner that will produce a positive seal at the bottom of the casing.

3.3 Slurry. When the Contractor elects to use slurry, adjust construction operations so that the slurry is in contact with the bottom 5 feet of the shaft for less than 4 hours unless the Engineer approves otherwise. If the 4-hour limit is exceeded, over-ream the bottom 5 feet of shaft.

3.4 Cleaning. Over-reaming, cleaning, or wire brushing the sidewalls of the shaft excavation and permanent casings may be necessary to remove the depth of softening or to remove excessive slurry cake buildup as indicated by sidewall samples or other test methods employed by the Engineer. Over-ream around the perimeter of the excavation a minimum depth of 1/2 inch and maximum depth of 3 inches.

3.5 Subsurface Exploration. Take subsurface exploration borings when shown on the plans or as the Engineer directs to determine the character of the material that the shaft extends through and the material directly below the shaft excavation. Complete subsurface exploration borings prior to beginning excavation for any drilled shaft in a group. Unless directed otherwise, extend subsurface exploration borings a minimum depth of 3 shaft diameters but not less than 10 feet below the bottom of the anticipated tip of drilled shaft excavation as shown on the plans. For subsurface exploration borings where soil sampling is required use thin-wall tube samples and perform standard penetration tests according to the Department's current Geotechnical Manual. When shafts extend into bedrock, soil samples are not required unless otherwise specified. Perform rock core drilling according to the Department's Geotechnical Manual. When the Engineer directs, perform additional subsurface exploration borings prior to drilled shaft construction. Measure soil samples and/or rock cores and visually identify and describe them on the subsurface log according to the Department's current Geotechnical Manual. Subsurface exploration borings must be performed by contractors/consultants prequalified by the Department's Division of Professional Services for Geotechnical Drilling Services at the time that field work begins.

The Engineer or geotechnical branch representative may be on-site during the subsurface exploration process to evaluate the soil and/or rock core samples. The Engineer or geotechnical branch representative will determine the need to extend the borings to depths greater than the depths previously specified. Handle, label, identify, and store soil and/or rock samples according to the Department's current Geotechnical Manual and deliver them with the subsurface logs to the geotechnical branch's rock core lab in Frankfort within 24-hours of completing the borings, unless directed otherwise.

The Engineer will inspect the soil samples and/or cores and determine the final depth of required excavation (final drilled shaft tip elevation) based on evaluation of the material's suitability. The Engineer will establish the final tip elevations for shaft locations, other than those for which subsurface exploration borings have been performed, based on the results of the subsurface exploration. Within 15 calendar days after completion of the subsurface exploration borings, the Engineer will notify the contractor of the final tip elevations for shaft locations.

3.6 Excavations. The plans indicate the expected depths, the top of shaft elevations, and the estimated bottom of shaft elevations between which the drilled shaft are to be constructed. Drilled shafts may be extended deeper when the Engineer determines that the material encountered while drilling the shaft excavation is unsuitable and/or is not the same

as anticipated in the design of the drilled shaft. Drilled shafts may be shortened when the Engineer determines the material encountered is better than that anticipated.

Begin drilled shaft excavation the excavation, excavation inspection, reinforcement placement, and concrete placement can be completed as one continuous operation. Do not construct new shafts within 24 hours adjacent to recently completed shafts if the center-to-center spacing is less than 3 shaft diameters.

Dispose of excavated material removed from the shaft according to the Standard Specifications or the contract documents.

Do not allow workmen to enter the shaft excavation for any reason unless both a suitable casing has been installed and adequate safety equipment and procedures have been provided to the workmen entering the excavation. Recommended Procedures for the Entry of Drilled Shaft Foundation Excavations, prepared by ADSC: The International Association of Foundation Drilling provides guideline recommendations for down-hole entry of drilled excavations.

3.7 Obstructions. Remove subsurface obstructions at drilled shaft locations. Such obstructions may include man-made materials such as old concrete foundations or natural materials such as boulders. Blasting is not permitted.

3.8 Inspections of Excavations. Provide equipment for checking the dimensions and alignment of each shaft excavation. Determine the dimensions and alignment of the shaft excavation under the observation and direction of the Engineer. Provide equipment necessary to verify shaft cleanliness for the method of inspection selected by the Engineer.

Measure final shaft depths with a weighted tape or other approved methods after final cleaning. Ensure the base of each shaft has less than ½ inch of sediment at the time of concrete placement. For dry excavations, do not allow the depth of water to exceed 3 inches for tremie or pump methods of concrete placement. Verify shaft cleanliness to the Engineer using direct visual inspection or other method the Engineers determines acceptable. Video camera or underwater inspection procedures may be used if specified in the plans. Inspect the side surfaces of rock sockets to ensure they are rough and of such condition to ensure bond between the shaft concrete and the rock. Calipers, bent rods, or other devices may be used to inspect the diameter and roughness of rock sockets. When the Engineer directs, mechanically roughen surfaces found to be smooth.

3.9 Reinforcing Steel Cage Fabrication and Placement. Assemble the reinforcing steel cage, consisting of longitudinal bars, ties, spirals, cage stiffener bars, spacers, centering devices, and other necessary appurtenances and place as a prefabricated unit immediately after the shaft excavation is inspected and accepted, and just prior to concrete placement.

Tie the reinforcing steel with 100 percent double-wire ties and provide support so that it will remain within allowable tolerances for position. Locate splices as shown on the plans. Splice no more than 50 percent of the longitudinal reinforcing within 2-lap splice lengths of any location or within 3 feet of the splice location if approved mechanical connectors are used. All splices are to be in accordance with plan details. Use bands, temporary cross ties, etc. as required to provide a reinforcement cage of sufficient rigidity to prevent racking, permanent deformations, etc. during installation.

Use concrete centering devices or other approved non-corrosive centering devices at sufficient intervals along the length of the reinforcement cage to ensure concentric spacing for the entire cage length. As a minimum, provide a set of non-corrosive centering devices at intervals not exceeding 5 feet throughout the length of the shaft. When the size of the longitudinal reinforcement exceeds one inch in diameter the minimum spacing may be increased to 10 feet. As a minimum, provide a set of centering devices within 2 feet of the top and 2 feet of the bottom of the shaft. In addition provide one set of centering devices 2 feet above and 2 feet below each change in shaft diameter. Provide feet (bottom supports) at the bottom of the shaft on vertical bars. As a minimum, provide non-corrosive centering devices at 60 degree intervals around the circumference of the shaft to maintain the required reinforcement clearances. Ensure the centering devices maintain the specified annular clearance between the outside of the reinforcing cage and the side of the excavated hole or casing.

Concrete centering devices and feet will be constructed of concrete equal in quality and durability to the concrete specified for the shaft. Use epoxy coated centering devices fabricated from reinforcing steel. Use feet (bottom supports) of adequate size and number to assure the rebar cage is the proper distance above the bottom as determined by part 3.11 3) of this Special Note. The feet are not intended to support the weight of the cage. In the event that the shaft has been excavated below the anticipated tip elevation, extend the reinforcing cage at the tip (low) end by lap splices, mechanical connectors, or welded splices conforming to the Standard Specifications. In this instance, splices need not be staggered and 100 percent of the reinforcing bars may be spliced at a given location. The bottom 12 inches of the shaft may not be reinforced when below plan tip elevation.

During concrete placement, support the reinforcing cage at or near the top of shaft such that the concrete feet are positioned approximately one inch above the bottom of shaft excavation. Not sooner than 24 hours after the completion of concrete placement, remove temporary supports. Provide the needed equipment, including extra cranes if necessary, to provide this cage support.

Prior to placing the reinforcement cage, demonstrate to the satisfaction of the Engineer that the fabrication and handling methods to be used will result in a reinforcing cage placed in the proper position, with the proper clearances, and without permanent bending, squashing, or racking of the reinforcement cage. During this demonstration bring the cage to an upright position, lower into a shaft excavation, and support as if for concrete placement.

Check the elevation of the top of the reinforcing cage before and after the concrete is placed. If the reinforcing cage is not maintained within the specified tolerances, correct to the satisfaction of the Engineer. Do not construct additional shafts until the contractor has modified his reinforcing cage support to obtain the required tolerances.

3.10 Concrete Placement. Place concrete according to the applicable portions of the Standard Specifications and with the requirements set forth herein. Do not apply the provisions of the Special Note 6U for Structural Mass Concrete.

Place concrete as soon as practical after reinforcing steel placement but no later than 4 hours after completion of the shaft excavation. Place concrete continuously from the bottom to above the top elevation of the shaft. For shafts that extend above ground or water surface, place concrete continuously after the shaft is full until good quality concrete is

evident at the top of the shaft. Form any portion of the shaft above ground with a removable form or other approved method to the dimensions shown on the plans.

For shafts constructed in the wet with the top of the shaft below the water surface and below top of casing, place concrete to approximately one shaft diameter but no less than 2 feet above the top of shaft elevation. Remove contaminated concrete and deleterious material, as determined by the Engineer, accumulated above the top of shaft elevation immediately after completing concrete placement. Deleterious material and contaminated concrete may be airlifted under a head of water or slurry provided that the head is maintained at or near the exterior water surface elevation. Carefully remove any concrete remaining above plan top of shaft after curing and excess casing removal.

Place concrete either by free fall, through a tremie, or concrete pump. Use the free fall placement method in dry holes only. The maximum height of free fall placement is 20 feet. Do not allow concrete placed by free fall to contact either the reinforcing cage or hole sidewall. Drop chutes may be used to direct concrete to the base during free fall placement.

Place concrete in the shaft in one continuous operation. Maintain a minimum slump of 4 inches or more throughout the placement for 4 hours after batching. Adjust approved admixtures in the concrete mix for the conditions encountered on the job so that the concrete remains in a workable plastic state throughout the placement. Perform slump loss tests to demonstrate that the concrete will maintain a 4-inch or greater slump for a period of time equal to the estimated transport plus the 2-hour placement time, but not less than 4 hours.

When the Engineer determines the concrete placement methods and/or equipment during construction of any technique and/or production shafts to be inadequate, make appropriate alterations to eliminate unsatisfactory results.

Drilled shafts not meeting the concrete placement requirements of this Special Note or contract plans are unacceptable. Correct all unacceptable completed shafts to the satisfaction of the Engineer.

3.10.1 Tremie Placement. Tremies may be used for concrete placement in either wet or dry holes. Extend the tremie to the shaft base elevation before starting underwater placement. Valves, bottom plates, or plugs may be used only if concrete discharge can begin approximately 2 inches above the excavation bottom. Remove plugs from the excavation unless otherwise approved by the Engineer. Maintain tremie discharge at or near the bottom of excavation as long as practical during concrete placement. Immerse tremie discharge end as deep as practical in the concrete but not less than 10 feet.

If at any time during the concrete pour the tremie line orifice is removed from the fluid concrete column and discharges concrete above the rising concrete surface, the entire drilled shaft is considered defective. In such case, remove the reinforcing cage and concrete, complete any necessary sidewall cleaning or over-reaming as directed by the Engineer, and repour the shaft.

3.10.2 Pumped Concrete. Concrete pumps and lines may be used for concrete placement in either wet or dry excavations. Do not begin concrete placement until the pump line discharge orifice is at the shaft base elevation.

For wet excavations, use a plug or similar device to separate the concrete from the fluid in the hole until pumping begins. Remove the plug unless otherwise approved by the engineer.

Ensure the discharge orifice remains at least 10 feet below the surface of the fluid concrete. When lifting the pump line during concrete placement, reduce the line pressure until the orifice has been repositioned at a higher level in the excavation.

If at any time during the concrete pour the pump line orifice is removed from the fluid concrete column and discharges concrete above the rising concrete level, the Department will consider the shaft defective. In such case, remove the reinforcing cage and concrete, complete any necessary sidewall cleaning or over-reaming as the Engineer directs, and repour the shaft.

3.10.3 Drop Chutes. Drop chutes may be used to direct placement of free fall concrete in excavations where the maximum depth of water does not exceed one inch. Do not use the free fall method of placement in wet excavations. Concrete may be placed through either a hopper at the top of the tube or side openings as the drop chute is retrieved during concrete placement. Reduce the height of free fall and/or reduce the rate of concrete flow into the excavation if the concrete placement causes the shaft excavation to cave or slough, or if the concrete strikes the reinforcing cage or sidewall. When the Engineer determines free fall placement cannot be accomplished satisfactorily, use either tremie or pumping to accomplish the pour.

3.11 Construction Tolerances. The following construction tolerances apply to drilled shafts unless otherwise stated in the contract document:

- 1) Construct drilled shaft within 3 inches of plan position in the horizontal plane at the top of the shaft.
- 2) Do not vary the vertical alignment of a shaft excavation from the plan alignment by more than 1/4 inch per foot of depth or 6 inches total.
- 3) Maintain the top of the reinforcing steel cage no more than 6 inches above and no more than 3 inches below plan position.
- 4) All casing diameters shown on the plans refer to O.D. (outside diameter) dimensions. The casing dimensions are subject to American Pipe Institute tolerances applicable to regular steel pipe. A casing larger in diameter than shown in the plans may be used, at no additional cost, with prior approval by the Department.
- 5) Maintain the top of shaft concrete within ± 3 inches from the plan top of shaft elevation, measured after excess shaft concrete has been removed.
- 6) Design excavation equipment and methods so that the completed shaft excavation will have a planar bottom. Maintain the cutting edges of excavation equipment normal to the vertical axis of the equipment within a tolerance of $\pm 3/8$ inch per foot of diameter. The tip elevation of the shaft has a tolerance of ± 6 inches from final shaft tip elevation unless otherwise specified in the plans.

Drilled shaft excavations and completed shafts not constructed within the required tolerances are unacceptable. Correct all unacceptable shaft excavations and completed shafts to the satisfaction of the Engineer. When a shaft excavation is completed with unacceptable tolerances, present corrective measures designed by a registered Professional Engineer for approval.

4.0 PAYMENT

The Department will not make separate payment for drilled shafts. All work to design and construct the drilled shafts will be incidental to Foundation Preparation.

**SPECIAL NOTE FOR
REMOVAL OF EXISTING ASBESTOS CEMENT PIPE**

I. DESCRIPTION

This special note covers requirements that apply when the contract requires removal and disposal of existing asbestos cement pipe by the Contractor.

II. REQUIREMENTS

A. General. All handling, transportation and disposal of asbestos cement pipe shall be in strict accordance with the Kentucky Occupational Safety and Health Standards for General Industry, 29 CFR part 1910 as adopted by 803 KAR 2.020 with amendments as of July 31, 1986 and all addenda and revisions to date and the Kentucky Occupational and Health Standards for the Construction Industry, 29 CFR part 1926 as adopted by 793 KAR 2.030 with amendments as of August 31, 1986 and all addenda and revisions to date.

All work shall be accomplished in accordance with the requirements of all applicable federal laws and regulations covering asbestos abatement, and as specified in 401 KAR 63:042.

The Contractor shall also comply with the applicable standards and regulations of any local government agency that may be applicable.

Removal shall be supervised by an asbestos abatement entity certified by the Kentucky Natural Resources and Environmental Protection Cabinet. Disposal shall be accomplished by a KNREPC registered transporter.

Any asbestos cement pipe outside the construction limits that is designated to remain in place shall not be disturbed.

B. Documentation. Upon completion of removal and disposal of the asbestos cement pipe, the Contractor shall furnish to the Engineer a written report, prepared by the asbestos abatement entity, covering the following information:

- (a) Name and address of supervisor responsible;
- (b) The location and description of the project and the estimated amount of asbestos removed;
- (c) Starting and completion date. If the completion date differs from that originally scheduled, include reasons for delay;

- (d) Summary of the procedures used to comply with all applicable requirements, including copies of all notifications, if applicable;
- (e) Name and address of the waste disposal site and disposal receipts, including the amount of asbestos –containing materials disposed; and
- (f) Results of all air sampling conducted during the asbestos abatement project, if applicable, including personal, area and clearance samples.

III. METHOD OF MEASUREMENT

Asbestos cement pipe acceptably removed and disposed of will be measured in linear feet. Contrary to Section 203.02 of the Department’s Standard Specifications, asbestos cement pipe removed from within the typical section will be included in the measured quantity.

IV. BASIS OF PAYMENT

The accepted quantity of asbestos cement pipe removed will be paid for at the contract unit price. Such payment shall be full compensation for all work required by this Special Note, including all excavation and acceptable backfill of any remaining cavities, and including full compliance with all laws and regulations for handling, transporting and disposing of asbestos cement pipe.